



CLIO CUP

SERIES

Clio Cup Series

Autodromo Nazionale Monza


17th – 19th October 2025

Results booklet



Provided by Cronococa S.L.

www.cronococa.com



Autodromo Nazionale Monza
Clio Cup Series
Free practice - 1
Final Results

CLIO CUP

SERIES

Clas	Nº	Driver	Nat	Cat	Clas	Team	Nat	Group	Laps	Best	Time	Gap	Interval	Km/h
1	5	Anthony Jurado	FRA			RANGONI CORSE	ITA	CCS	9	5	2:13.688			155.9
2	23	Alex Finkelstein	FRA			GPA RACING	FRA	CCS/MID	10	6	2:13.710	0.022	0.022	155.9
3	13	Alex Lancellotti	ITA	CHA	1	GPA RACING	ITA	CCS/ITA	12	6	2:13.720	0.032	0.010	155.9
4	17	Nicky Taylor	GBR	JUN	1	GPA RACING	FRA	MID	12	11	2:13.747	0.059	0.027	155.9
5	15	David Pouget	FRA			GPA RACING	FRA	CCS	10	7	2:13.766	0.078	0.019	155.9
6	1	Gabriele Torelli	ITA			RANGONI CORSE	ITA	CCS/ESP	9	3	2:13.770	0.082	0.004	155.9
7	127	Gael Castelli	FRA			MILAN COMPETITION	FRA	CCS/ITA	11	6	2:13.944	0.256	0.174	155.6
8	55	Ben Colburn	GBR	CHA	2	WESTBOURNE	GBR	CCS	9	6	2:14.203	0.515	0.259	155.3
9	10	Mauro Polderman	NLD	JUN	2	AST COMPETITION	ESP	CCS/MID	10	10	2:14.235	0.547	0.032	155.3
10	88	Loic Labeda	FRA	CHA	3	GM SPORT	FRA	CCS/ESP	11	6	2:14.306	0.618	0.071	155.2
11	48	Nicolas Milan	FRA			MILAN COMPETITION	FRA	CCS/ESP	11	6	2:14.314	0.626	0.008	155.2
12	30	Knut Erik Knudsen	NOR	CHA	4	TF PERFORMANCE	NOR	CCS	10	6	2:14.670	0.982	0.356	154.8
13	69	Filip Kuncer	CZE	CHA	5	MILAN COMPETITION	FRA	CCS/MID	11	6	2:14.807	1.119	0.137	154.7
14	51	Axel Bengston	SWE	CHA	6	GPA RACING	FRA	CCS	12	11	2:15.002	1.314	0.195	154.4
15	53	Navajo	ITA	GEN	1	MC MOTORTECNICA	ITA	CCS/ITA	10	6	2:15.081	1.393	0.079	154.3
16	54	Louis Gehin	FRA	JUN	3	RANGONI CORSE	ITA	MID	10	10	2:15.211	1.523	0.130	154.2
17	19	Francesco Pagano	ITA	JUN	4	ASD SCUDERIA VENANZIO	ITA	ITA	11	11	2:15.251	1.563	0.040	154.1
18	16	Giacomo Trebbi	ITA	CHA	7	MC MOTORTECNICA	ITA	ITA	10	10	2:15.279	1.591	0.028	154.1
19	22	Daire Flock	IRL	JUN	5	WESTBOURNE	GBR	CCS	9	4	2:15.371	1.683	0.092	154.0
20	21	Stephan Polderman	NLD	GEN	2	AST COMPETITION	ESP	CCS/ITA	10	10	2:15.691	2.003	0.320	153.6
21	82	Pierluigi Sturla	ITA	CHA	8	MC MOTORTECNICA	ITA	CCS/ITA	10	6	2:15.712	2.024	0.021	153.6
22	999	Horn Horn	FRA	GEN	3	GPA RACING	FRA	CCS/ITA	12	11	2:15.909	2.221	0.197	153.4
23	43	Damiano Puccetti	ITA	JUN	6	RANGONI CORSE	ITA	CCS/ITA	7	5	2:16.151	2.463	0.242	153.1
24	11	Nikola Tosic	SRB	JUN	7	RANGONI CORSE	ITA	CCS/MID	11	5	2:16.169	2.481	0.018	153.1
25	42	Mariano Alonso	ESP	CHA	9	GPA RACING	FRA	CCS	12	11	2:16.271	2.583	0.102	153.0
26	210	Vladimir Lobachev	RUS	JUN	8	AST COMPETITION	ESP	CCS/ITA	10	6	2:16.488	2.800	0.217	152.7
27	9	Andreas Stucki	CHE	CHA	10	STUCKI MOTORSPORT	CHE	CCS	10	7	2:16.511	2.823	0.023	152.7
28	24	Adam Sascha	ITA	JUN	9	SEVENHILLS MOTORSPORT	ITA	ITA	9	3	2:16.885	3.197	0.374	152.3
29	66	Youssef Gaber	EGY	CHA	11	UNIQU RACING	POL	ITA	11	6	2:17.472	3.784	0.587	151.7
30	40	Laurent Dziadus	FRA	GEN	4	TEAM LUCAS	FRA	CCS	11	6	2:17.553	3.865	0.081	151.6
31	95	Gael Rostant	FRA	GEN	5	GPA RACING	FRA	CCS/ITA	11	11	2:17.699	4.011	0.146	151.4
32	165	Rolando Bordacchini	ITA	GEN	6	RANGONI CORSE	ITA	CCS	8	8	2:19.647	5.959	1.948	149.3
33	33	Michel Faye	FRA	GEN	7	GM SPORT	FRA	CCS	10	10	2:20.270	6.582	0.623	148.6
34	96	Sam Gornall	GBR	JUN	10	WESTBOURNE	GBR	MID	2	2	2:20.387	6.699	0.117	148.5
35	73	Andrea Chierichetti	ITA	GEN	8	MC MOTORTECNICA	ITA	CCS/ITA	8	3	2:20.573	6.885	0.186	148.3
36	14	Udo Brunner	DEU	GEN	9	STUCKI MOTORSPORT	CHE	CCS	10	10	2:22.684	8.996	2.111	146.1
37	65	Gabriele Alonso	ESP	GEN	10	GPA RACING	FRA	CCS	10	10	2:22.846	9.158	0.162	145.9
38	115	Stephane Nevers	FRA	GEN	11	GPA RACING	FRA	CCS	9	3	2:25.584	11.896	2.738	143.2
39	2	Eric Borsani	ARG	GEN	12	SEVENHILLS MOTORSPORT	ITA	ITA	3	2	2:29.262	15.574	3.678	139.7
40	6	Yokeshwaran	IND	CHA	12	GPA RACING	FRA	CCS/ESP	6	3	2:40.537	26.849	11.275	129.9
41	227	Stefani Ronnie	ITA	JUN	11	RANGONI CORSE	ITA	ITA	1	0	9:46:39.000	9:44:25.3	9:43:58.4	00.0

*** PENALTIES**

SOME LAP TIME DELETED DUE TRACK LIMITS

CAR 43 BEST LAP TIME WILL BE DELETED - CAUSING A RED FLAG

CAR 88 BEST LAP TIME WILL BE DELETED - STEWARDS DECISION NUMBER 3

Published at:.....

Track Temp: **30.2 °C** Air Temp: **18.3 °C** Humidity: **53 %** Track Status: **DRY**

Stewards:

Frangois Dumont


Claudio Etori

Annalisa Ronchetti

Timekeeper:

Luis Garcia





Autodromo Nazionale Monza
Clio Cup Series
Free practice - 2
Final Results

CLIO CUP SERIES

Clas	Nº	Driver	Nat	Cat	Clas	Team	Nat	Group	Laps	Best	Time	Gap	Interval	Km/h
1	1	Gabriele Torelli	ITA			RANGONI CORSE	ITA	CCS/ESP	13	10	2:12.873			156.9
2	13	Alex Lancellotti	ITA	CHA	1	GPA RACING	ITA	CCS/ITA	13	8	2:12.914	0.041	0.041	156.9
3	5	Anthony Jurado	FRA			RANGONI CORSE	ITA	CCS	13	11	2:13.006	0.133	0.092	156.7
4	15	David Pouget	FRA			GPA RACING	FRA	CCS	14	12	2:13.205	0.332	0.199	156.5
5	23	Alex Finkelstein	FRA			GPA RACING	FRA	CCS/MID	14	12	2:13.275	0.402	0.070	156.4
6	69	Filip Kuncer	CZE	CHA	2	MILAN COMPETITION	FRA	CCS/MID	13	12	2:13.307	0.434	0.032	156.4
7	227	Stefani Ronnie	ITA	JUN	1	RANGONI CORSE	ITA	ITA	12	11	2:13.476	0.603	0.169	156.2
8	17	Nicky Taylor	GBR	JUN	2	GPA RACING	FRA	MID	13	8	2:13.547	0.674	0.071	156.1
9	55	Ben Colburn	GBR	CHA	3	WESTBOURNE	GBR	CCS	13	12	2:13.548	0.675	0.001	156.1
10	127	Gael Castelli	FRA			MILAN COMPETITION	FRA	CCS/ITA	13	12	2:13.586	0.713	0.038	156.1
11	88	Loic Labeda	FRA	CHA	4	GM SPORT	FRA	CCS/ESP	13	12	2:13.695	0.822	0.109	155.9
12	48	Nicolas Milan	FRA			MILAN COMPETITION	FRA	CCS/ESP	13	12	2:13.696	0.823	0.001	155.9
13	43	Damiano Puccetti	ITA	JUN	3	RANGONI CORSE	ITA	CCS/ITA	10	9	2:13.755	0.882	0.059	155.9
14	11	Nikola Tosic	SRB	JUN	4	RANGONI CORSE	ITA	CCS/MID	12	4	2:13.944	1.071	0.189	155.6
15	10	Mauro Polderman	NLD	JUN	5	AST COMPETITION	ESP	CCS/MID	12	10	2:14.013	1.140	0.069	155.6
16	30	Knut Erik Knudsen	NOR	CHA	5	TF PERFORMANCE	NOR	CCS	12	5	2:14.079	1.206	0.066	155.5
17	16	Giacomo Trebbi	ITA	CHA	6	MC MOTORTECNICA	ITA	ITA	12	5	2:14.097	1.224	0.018	155.5
18	19	Francesco Pagano	ITA	JUN	6	ASD SCUDERIA VENANZIO	ITA	ITA	13	6	2:14.109	1.236	0.012	155.5
19	35	Thomas Compain	FRA	JUN	7	POWER RACING	FRA	CCS/MID	12	10	2:14.206	1.333	0.097	155.3
20	82	Pierluigi Sturla	ITA	CHA	7	MC MOTORTECNICA	ITA	CCS/ITA	13	12	2:14.220	1.347	0.014	155.3
21	51	Axel Bengston	SWE	CHA	8	GPA RACING	FRA	CCS	12	11	2:14.311	1.438	0.091	155.2
22	22	Daire Flock	IRL	JUN	8	WESTBOURNE	GBR	CCS	13	11	2:14.326	1.453	0.015	155.2
23	210	Vladimir Lobachev	RUS	JUN	9	AST COMPETITION	ESP	CCS/ITA	12	8	2:14.387	1.514	0.061	155.1
24	96	Sam Gornall	GBR	JUN	10	WESTBOURNE	GBR	MID	12	10	2:14.399	1.526	0.012	155.1
25	42	Mariano Alonso	ESP	CHA	9	GPA RACING	FRA	CCS	12	9	2:14.807	1.934	0.408	154.7
26	54	Louis Gehin	FRA	JUN	11	RANGONI CORSE	ITA	MID	13	9	2:15.147	2.274	0.340	154.3
27	999	Horn Horn	FRA	GEN	1	GPA RACING	FRA	CCS/ITA	13	12	2:15.180	2.307	0.033	154.2
28	21	Stephan Polderman	NLD	GEN	2	AST COMPETITION	ESP	CCS/ITA	12	11	2:15.346	2.473	0.166	154.0
29	53	Navajo	ITA	GEN	3	MC MOTORTECNICA	ITA	CCS/ITA	12	5	2:15.471	2.598	0.125	153.9
30	24	Adam Sascha	ITA	JUN	12	SEVENHILLS MOTORSPORT	ITA	ITA	12	7	2:15.485	2.612	0.014	153.9
31	9	Andreas Stucki	CHE	CHA	10	STUCKI MOTORSPORT	CHE	CCS	13	8	2:15.490	2.617	0.005	153.9
32	66	Youssef Gaber	EGY	CHA	11	UNIQU RACING	POL	ITA	12	9	2:15.519	2.646	0.029	153.8
33	73	Andrea Chierichetti	ITA	GEN	4	MC MOTORTECNICA	ITA	CCS/ITA	12	9	2:16.604	3.731	1.085	152.6
34	115	Stephane Nevers	FRA	GEN	5	GPA RACING	FRA	CCS	13	9	2:16.646	3.773	0.042	152.6
35	95	Gael Rostant	FRA	GEN	6	GPA RACING	FRA	CCS/ITA	13	12	2:16.688	3.815	0.042	152.5
36	40	Laurent Dziadus	FRA	GEN	7	TEAM LUCAS	FRA	CCS	12	4	2:16.839	3.966	0.151	152.4
37	165	Rolando Bordacchini	ITA	GEN	8	RANGONI CORSE	ITA	CCS	12	4	2:17.823	4.950	0.984	151.3
38	33	Michel Faye	FRA	GEN	9	GM SPORT	FRA	CCS	12	11	2:19.040	6.167	1.217	149.9
39	65	Gabriele Alonso	ESP	GEN	10	GPA RACING	FRA	CCS	12	7	2:19.953	7.080	0.913	149.0
40	14	Udo Brunner	DEU	GEN	11	STUCKI MOTORSPORT	CHE	CCS	12	9	2:20.997	8.124	1.044	147.9
41	6	Yokeshwaran	IND	CHA	12	GPA RACING	FRA	CCS/ESP	3	3	2:42.605	29.732	21.608	128.2

*** PENALTIES**

SOME LAP TIME DELETED DUE TRACK LIMITS

CAR 96 BEST TIME LAP DELETED - CAUSING RED FLAG

CAR 19 BEST LAP TIME WILL BE DELETED

CAR 43 BEST LAP TIME WILL BE DELETED

Published at:.....

Track Temp: 23.1 °C Air Temp: 18.7 °C Humidity: 59 % Track Status: DRY

Stewards:

Frangois Dumont


Claudio Etori

Annalisa Ronchetti

Timekeeper:

 Luis Garcia





Autodromo Nazionale Monza
Clio Cup Series
Qualifying - 1
Final Results

CLIO CUP

SERIES

Clas	Nº	Driver	Nat	Cat	Clas	Team	Nat	Group	Laps	Best	Time	Gap	Interval	Km/h	
1	5	Anthony Jurado				RANGONI CORSE		ITA	CCS	9	5	2:12.362		157.5	
2	17	Nicky Taylor		JUN	1	GPA RACING		FRA	MID	10	7	2:12.502	0.140	0.140	157.3
3	23	Alex Finkelstein				GPA RACING		FRA	CCS/MID	9	5	2:12.599	0.237	0.097	157.2
4	55	Ben Colburn		CHA	1	WESTBOURNE		GBR	CCS	8	6	2:12.697	0.335	0.098	157.1
5	15	David Pouget				GPA RACING		FRA	CCS	9	9	2:12.730	0.368	0.033	157.1
6	19	Francesco Pagano		JUN	2	ASD SCUDERIA VENANZIO		ITA	ITA	9	9	2:12.808	0.446	0.078	157.0
7	1	Gabriele Torelli				RANGONI CORSE		ITA	CCS/ESP	9	6	2:12.815	0.453	0.007	157.0
8	13	Alex Lancellotti		CHA	2	GPA RACING		FRA	CCS/ITA	9	4	2:12.821	0.459	0.006	157.0
9	127	Gael Castelli				MILAN COMPETITION		FRA	CCS/ITA	10	10	2:13.050	0.688	0.229	156.7
10	227	Stefani Ronnie		JUN	3	RANGONI CORSE		ITA	ITA	9	9	2:13.079	0.717	0.029	156.7
11	51	Axel Bengston		CHA	3	GPA RACING		FRA	CCS	10	10	2:13.260	0.898	0.181	156.4
12	210	Vladimir Lobachev		JUN	4	AST COMPETITION		ESP	CCS/ITA	9	9	2:13.370	1.008	0.110	156.3
13	96	Sam Gornall		JUN	5	WESTBOURNE		GBR	MID	10	10	2:13.382	1.020	0.012	156.3
14	22	Daire Flock		JUN	6	WESTBOURNE		GBR	CCS	10	5	2:13.409	1.047	0.027	156.3
15	16	Giacomo Trebbi		CHA	4	MC MOTORTECNICA		ITA	ITA	10	5	2:13.441	1.079	0.032	156.2
16	48	Nicolas Milan				MILAN COMPETITION		FRA	CCS/ESP	10	7	2:13.551	1.189	0.110	156.1
17	88	Loic Labeda		CHA	5	GM SPORT		FRA	CCS/ESP	10	5	2:13.589	1.227	0.038	156.1
18	42	Mariano Alonso		CHA	6	GPA RACING		FRA	CCS	9	4	2:13.643	1.281	0.054	156.0
19	35	Thomas Compain		JUN	7	POWER RACING		FRA	CCS/MID	10	10	2:13.665	1.303	0.022	156.0
20	54	Louis Gehin		JUN	8	RANGONI CORSE		ITA	MID	9	6	2:13.850	1.488	0.185	155.8
21	30	Knut Erik Knudsen		CHA	7	TF PERFORMANCE		NOR	CCS	9	4	2:13.972	1.610	0.122	155.6
22	11	Nikola Tosic		JUN	9	RANGONI CORSE		ITA	CCS/MID	9	9	2:14.059	1.697	0.087	155.5
23	999	Horn Horn		GEN	1	GPA RACING		FRA	CCS/ITA	10	10	2:14.192	1.830	0.133	155.4
24	10	Mauro Polderman		JUN	10	AST COMPETITION		ESP	CCS/MID	5	4	2:14.295	1.933	0.103	155.2
25	43	Damiano Puccetti		JUN	11	RANGONI CORSE		ITA	CCS/ITA	8	8	2:14.397	2.035	0.102	155.1
26	165	Rolando Bordacchini		GEN	2	RANGONI CORSE		ITA	CCS	7	5	2:14.748	2.386	0.351	154.7
27	53	Navajo		GEN	3	MC MOTORTECNICA		ITA	CCS/ITA	10	10	2:14.794	2.432	0.046	154.7
28	9	Andreas Stucki		CHA	8	STUCKI MOTORSPORT		CHE	CCS	9	9	2:14.806	2.444	0.012	154.7
29	21	Stephan Polderman		GEN	4	AST COMPETITION		ESP	CCS/ITA	9	9	2:14.838	2.476	0.032	154.6
30	82	Pierluigi Sturla		CHA	9	MC MOTORTECNICA		ITA	CCS/ITA	10	6	2:14.868	2.506	0.030	154.6
31	24	Adam Sascha		JUN	12	SEVENHILLS MOTORSPORT		ITA	ITA	9	9	2:15.156	2.794	0.288	154.3
32	115	Stephane Nevers		GEN	5	GPA RACING		FRA	CCS	9	9	2:15.499	3.137	0.343	153.9
33	2	Eric Borsani		GEN	6	SEVENHILLS MOTORSPORT		ITA	ITA	8	5	2:15.522	3.160	0.023	153.8
34	40	Laurent Dziadus		GEN	7	TEAM LUCAS		FRA	CCS	10	6	2:15.527	3.165	0.005	153.8
35	66	Youssef Gaber		CHA	10	UNIQU RACING		POL	ITA	9	6	2:15.659	3.297	0.132	153.7
36	95	Gael Rostant		GEN	8	GPA RACING		FRA	CCS/ITA	9	9	2:16.312	3.950	0.653	152.9
37	33	Michel Faye		GEN	9	GM SPORT		FRA	CCS	9	4	2:16.936	4.574	0.624	152.2
38	73	Andrea Chierichetti		GEN	10	MC MOTORTECNICA		ITA	CCS/ITA	9	9	2:17.079	4.717	0.143	152.1
39	65	Gabriele Alonso		GEN	11	GPA RACING		FRA	CCS	9	5	2:20.433	8.071	3.354	148.5
40	14	Udo Brunner		GEN	12	STUCKI MOTORSPORT		CHE	CCS	9	6	2:20.470	8.108	0.037	148.4
41	69	Filip Kuncer		CHA	11	MILAN COMPETITION		FRA	CCS/MID	2	0	9:46:39.000	9:44:26.6	9:44:18.5	00.0

*** PENALTIES**

SOME LAP TIME DELETED DUE TRACK LIMITS

Published at:.....

Track Temp: 27.7 °C Air Temp: 17.2 °C Humidity: 67 % Track Status: DRY

Stewards:

Francois Dumont


Claudio Etori

Annalisa Ronchetti

Timekeeper:

Luis Garcia





Autodromo Nazionale Monza
Clio Cup Series
Race - 1
Starting Grid

CLIO CUP SERIES

Autodromo Nazionale Monza 5.793 m.

40	14	Udo Brunner	2:20.470
38	73	Andrea Chierichetti	2:17.079
36	95	Gael Rostant	2:16.312
34	66	Youssef Gaber	2:15.659
32	165	Rolando Bordacchini	2:14.748
30	54	Louis Gehin	2:13.850
28	24	Adam Sascha	2:15.156
26	9	Andreas Stucki	2:14.806
24	43	Damiano Puccetti	2:14.397
22	999	Horn Horn	2:14.192
20	30	Knut Erik Knudsen	2:13.972
18	42	Mariano Alonso	2:13.643
16	210	Vladimir Lobachev	2:13.370
14	16	Giacomo Trebbi	2:13.441
12	96	Sam Gornall	2:13.382
10	227	Stefani Ronnie	2:13.079
8	13	Alex Lancellotti	2:12.821
6	19	Francesco Pagano	2:12.808
4	55	Ben Colburn	2:12.697
2	17	Nicky Taylor	2:12.502

21.		Filip Kuncer	69	41
20.	2:20.433	Gabriele Alonso	65	39
19.	2:16.936	Michel Faye	33	37
18.	2:14.838	Stephan Polderman	21	35
17.	2:15.527	Laurent Dziadus	40	33
16.	2:15.522	Eric Borsani	2	31
15.	2:15.499	Stephane Nevers	115	29
14.	2:14.868	Pierluigi Sturla	82	27
13.	2:14.794	Navajo	53	25
12.	2:14.295	Mauro Polderman	10	23
11.	2:14.059	Nikola Tosic	11	21
10.	2:13.665	Thomas Compain	35	19
9.	2:13.589	Loic Labeda	88	17
8.	2:13.551	Nicolas Milan	48	15
7.	2:13.409	Daire Flock	22	13
6.	2:13.260	Axel Bengston	51	11
5.	2:13.050	Gael Castelli	127	9
4.	2:12.815	Gabriele Torelli	1	7
3.	2:12.730	David Pouget	15	5
2.	2:12.599	Alex Finkelstein	23	3
1.	2:12.362	Anthony Jurado	5	1



Pole


*** PENALTIES**

CAR # 54 DROP 4 GRID POSITIONS STEWARDS DECISION 15 FROM PAUL RICARD

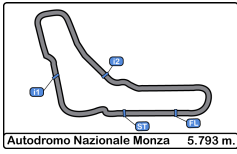
CAR # 54 DROP 4 GRID POSITIONS STEWARDS DECISION 6 FROM MONZA

CAR # 54 DROP 4 GRID POSITIONS STEWARDS DECISION 7 FROM MONZA

Published at:.....

Stewards:	Frangois Dumont	Claudio Ettori	Annalisa Ronchetti	Timekeeper:	 Luis Garcia
------------------	-----------------	----------------	--------------------	--------------------	---





Autodromo Nazionale Monza

Clio Cup Series

Race - 1

Starting Grid

CLIO CUP SERIES

- CAR # 165 DROP 4 GRID POSITIONS STEWARDS DECISION 21 FROM VALENCIA
- CAR # 165 DROP 4 GRID POSITIONS STEWARDS DECISION 1 FROM MONZA
- CAR # 21 DROP 4 GRID POSITIONS STEWARDS DECISION 16 FROM PAUL RICARD
- CAR # 21 DROP 4 GRID POSITIONS STEWARDS DECISION 2 FROM MONZA
- CAR # 210 DROP 4 GRID POSITIONS STEWARDS DECISION 5 FROM MONZA
- CAR #6: WITHDRAWAL

Published at:.....


Stewards:

Francois Dumont


Claudio Etori

Annalisa Ronchetti

Timekeeper:

 Luis Garcia





Autodromo Nazionale Monza

Clio Cup Series

Race - 1


Lap Chart

CLIO CUP

SERIES

LAP

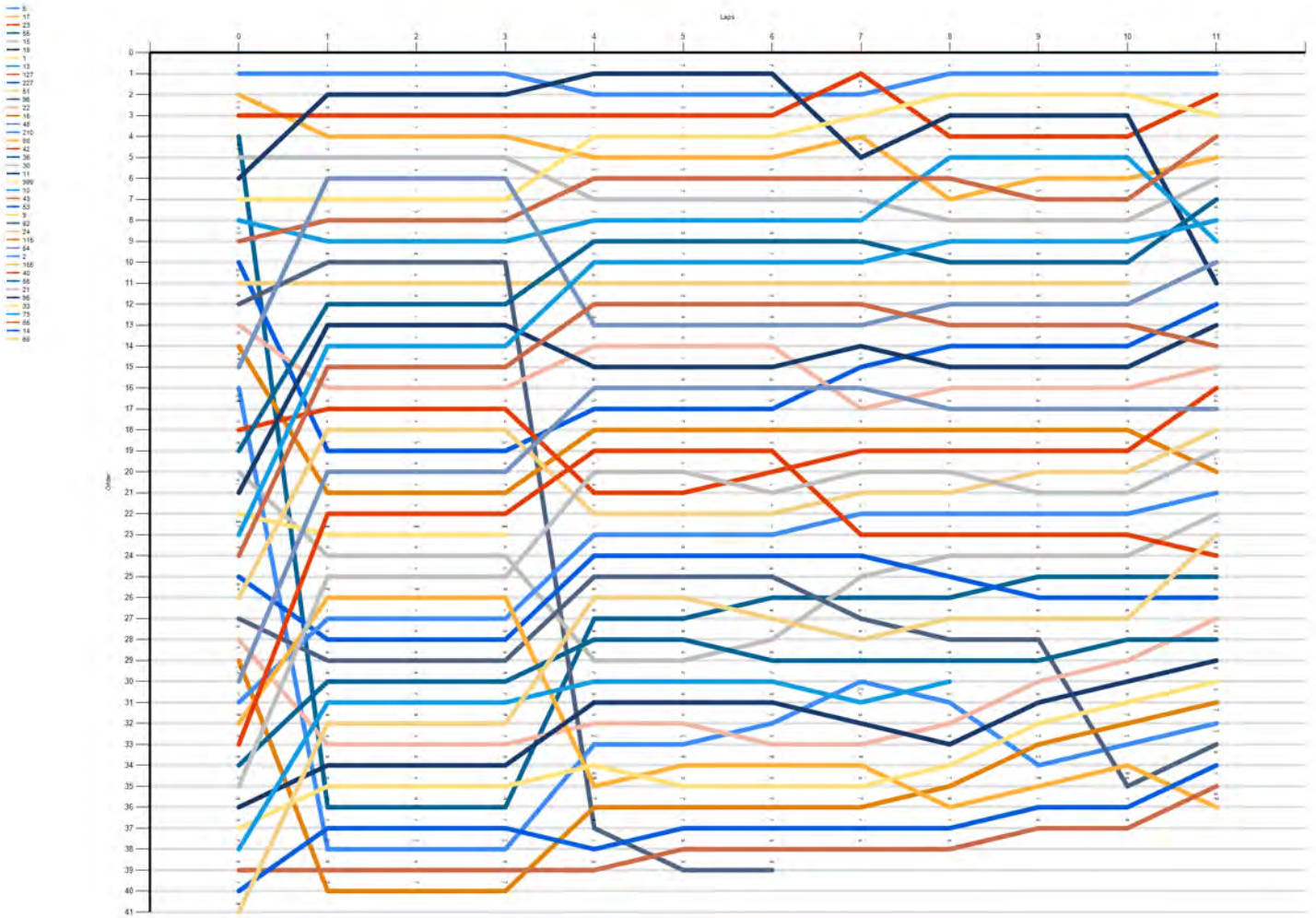
Nr	Pos	Grid	1	2	3	4	5	6	7	8	9	10	11
5	1	5	5	5	5	19	19	19	23	5	5	5	5
17	2	17	19	19	19	5	5	5	5	1	1	1	23
23	3	23	23	23	23	23	23	23	1	19	19	19	1
55	4	55	17	17	17	1	1	1	17	23	23	23	127
15	5	15	15	15	15	17	17	17	19	13	13	13	17
19	6	19	48	48	48	127	127	127	127	127	17	17	15
1	7	1	1	1	1	15	15	15	15	17	127	127	35
13	8	13	127	127	127	13	13	13	13	15	15	15	10
127	9	127	13	13	13	35	35	35	35	10	10	10	13
227	10	227	96	96	96	10	10	10	10	35	35	35	48
51	11	51	51	51	51	51	51	51	51	51	51	51	19
96	12	96	35	35	35	43	43	43	43	48	48	48	227
22	13	22	11	11	11	48	48	48	48	43	43	43	11
16	14	16	10	10	10	22	22	22	11	227	227	227	43
48	15	48	43	43	43	11	11	11	227	11	11	11	22
210	16	210	22	22	22	54	54	54	54	22	22	22	42
88	17	88	42	42	42	227	227	227	22	54	54	54	54
42	18	42	9	9	9	16	16	16	16	16	16	16	9
35	19	35	227	227	227	40	40	40	42	42	42	42	21
30	20	30	54	54	54	21	21	42	21	21	9	9	16
11	21	11	16	16	16	42	42	21	9	9	21	21	2
999	22	999	40	40	40	9	9	9	2	2	2	2	30
10	23	10	999	999	999	2	2	2	40	40	40	40	69
43	24	43	30	30	30	53	53	53	53	30	30	30	40
53	25	53	21	21	21	82	82	82	30	53	55	55	55
9	26	9	165	165	165	69	69	55	55	55	53	53	53
82	27	82	2	2	2	55	55	69	82	69	69	69	24
24	28	24	53	53	53	66	66	30	69	82	82	66	66
115	29	115	82	82	82	30	30	66	66	66	66	24	95
54	30	54	66	66	66	73	73	73	210	73	24	95	33
2	31	2	73	73	73	95	95	95	73	210	95	33	115
165	32	165	69	69	69	24	24	210	95	24	33	115	210
40	33	40	24	24	24	210	210	24	24	95	115	210	82
66	34	66	95	95	95	33	165	165	165	33	210	165	14
21	35	21	33	33	33	165	33	33	33	115	165	82	65
95	36	95	55	55	55	115	115	115	115	165	14	14	165
33	37	33	14	14	14	96	14	14	14	14	65	65	
73	38	73	210	210	210	14	65	65	65	65			
65	39	65	65	65	65	65	96	96					
14	40	14	115	115	115								
69	41	69											




Autodromo Nazionale Monza
 Clio Cup Series
 Race - 1
 Graphic Lap Chart

CLIO CUP

SERIES





Autodromo Nazionale Monza
Clio Cup Series
Race - 1

CLIO CUP
SERIES

Final Results

Clas	Nº	Driver	Nat	Cat	Clas	Team	Nat	Group	Laps	Total Time	Gap	Interval	Km/h	Best	Time	Km/h
1	5	Anthony Jurado	FRA			RANGONI CORSE	ITA	CCS	11	29:50.466			128.1	6	2:13.385	156.3
2	23	Alex Finkelstein	FRA			GPA RACING	FRA	CCS/MID	11	29:50.516	0.050	0.050	128.1	6	2:13.422	156.3
3	127	Gael Castelli	FRA			MILAN COMPETITION	FRA	CCS/ITA	11	29:52.559	2.093	2.043	127.9	7	2:12.738	157.1
4	17	Nicky Taylor	GBR	JUN	1	GPA RACING	FRA	MID	11	29:52.612	2.146	0.053	127.9	6	2:12.863	156.9
5	15	David Pouget	FRA			GPA RACING	FRA	CCS	11	29:52.807	2.341	0.195	127.9	6	2:12.990	156.8
6	35	Thomas Compain	FRA	JUN	2	POWER RACING	FRA	CCS/MID	11	29:53.210	2.744	0.403	127.9	6	2:13.884	155.7
7	10	Mauro Polderman	NLD	JUN	3	AST COMPETITION	ESP	CCS/MID	11	29:53.211	2.745	0.001	127.9	8	2:13.824	155.8
8	13	Alex Lancellotti	ITA	CHA	1	GPA RACING	FRA	CCS/ITA	11	29:53.489	3.023	0.278	127.9	7	2:12.297	157.6
9	48	Nicolas Milan	FRA			MILAN COMPETITION	FRA	CCS/ESP	11	29:54.625	4.159	1.136	127.8	8	2:13.777	155.8
10	19	Francesco Pagano	ITA	JUN	4	ASD SCUDERIA VENANZIO	ITA	ITA	11	29:54.639	4.173	0.014	127.8	6	2:13.983	155.6
11	227	Stefani Ronnie	ITA	JUN	5	RANGONI CORSE	ITA	ITA	11	29:55.040	4.574	0.401	127.7	8	2:13.492	156.2
12	11	Nikola Tosic	SRB	JUN	6	RANGONI CORSE	ITA	CCS/MID	11	29:55.250	4.784	0.210	127.7	7	2:14.459	155.1
13	43	Damiano Puccetti	ITA	JUN	7	RANGONI CORSE	ITA	CCS/ITA	11	29:55.379	4.913	0.129	127.7	6	2:14.059	155.5
14	22	Daire Flock	IRL	JUN	8	WESTBOURNE	GBR	CCS	11	29:55.743	5.277	0.364	127.7	6	2:14.484	155.0
15	42	Mariano Alonso	ESP	CHA	2	GPA RACING	FRA	CCS	11	29:57.314	6.848	1.571	127.6	8	2:13.920	155.7
16	54	Louis Gehin	FRA	JUN	9	RANGONI CORSE	ITA	MID	11	29:57.424	6.958	0.110	127.6	6	2:14.457	155.1
17	9	Andreas Stucki	CHE	CHA	3	STUCKI MOTORSPORT	CHE	CCS	11	29:58.092	7.626	0.668	127.5	8	2:14.096	155.5
18	21	Stephan Polderman	NLD	GEN	1	AST COMPETITION	ESP	CCS/ITA	11	29:58.634	8.168	0.542	127.5	8	2:14.259	155.3
19	16	Giacomo Trebbi	ITA	CHA	4	MC MOTORTECNICA	ITA	ITA	11	29:58.764	8.298	0.130	127.5	8	2:15.352	154.0
20	2	Eric Borsani	ARG	GEN	2	SEVENHILLS	ITA	ITA	11	29:59.242	8.776	0.478	127.4	8	2:14.803	154.7
21	30	Knut Erik Knudsen	NOR	CHA	5	TF PERFORMANCE	NOR	CCS	11	29:59.439	8.973	0.197	127.4	8	2:14.499	155.0
22	69	Filip Kuncer	CRO	CHA	6	MILAN COMPETITION	FRA	CCS/MID	11	30:00.300	9.834	0.861	127.4	11	2:14.193	155.4
23	40	Laurent Dziadus	FRA	GEN	3	TEAM LUCAS	FRA	CCS	11	30:00.507	10.041	0.207	127.4	8	2:16.000	153.3
24	55	Ben Colburn	GBR	CHA	7	WESTBOURNE	GBR	CCS	11	30:00.763	10.297	0.256	127.3	8	2:14.653	154.8
25	1*	Gabriele Torelli	ITA			RANGONI CORSE	ITA	CCS/ESP	11	30:02.152	11.686	1.389	127.2	6	2:12.937	156.8
26	53	Navajo	ITA	GEN	4	MC MOTORTECNICA	ITA	CCS/ITA	11	30:02.350	11.884	0.198	127.2	7	2:15.553	153.8
27	24	Adam Sascha	ITA	JUN	10	SEVENHILLS	ITA	ITA	11	30:03.652	13.186	1.302	127.1	11	2:15.119	154.3
28	66	Youssef Gaber	EGY	CHA	8	UNIQU RACING	POL	ITA	11	30:03.849	13.383	0.197	127.1	8	2:15.769	153.6
29	95	Gael Rostant	FRA	GEN	5	GPA RACING	FRA	CCS/ITA	11	30:05.179	14.713	1.330	127.0	11	2:15.564	153.8
30	33	Michel Faye	FRA	GEN	6	GM SPORT	FRA	CCS	11	30:09.937	19.471	4.758	126.7	11	2:17.331	151.8
31	115	Stephane Nevers	FRA	GEN	7	GPA RACING	FRA	CCS	11	30:11.036	20.570	1.099	126.6	7	2:16.860	152.3
32	210	Vladimir Lobachev	IND	JUN	11	AST COMPETITION	ESP	CCS/ITA	11	30:11.529	21.063	0.493	126.6	7	2:14.705	154.8
33	82	Pierluigi Sturla	ITA	CHA	9	MC MOTORTECNICA	ITA	CCS/ITA	11	30:11.951	21.485	0.422	126.6	8	2:15.859	153.5
34	14	Udo Brunner	DEU	GEN	8	STUCKI MOTORSPORT	CHE	CCS	11	30:19.869	29.403	7.918	126.0	8	2:21.281	147.6
35	65	Gabriele Alonso	ESP	GEN	9	GPA RACING	FRA	CCS	11	30:20.574	30.108	0.705	126.0	11	2:21.127	147.7
36	165	Rolando Bordacchini	ITA	GEN	10	RANGONI CORSE	ITA	CCS	11	30:23.831	33.365	3.257	125.7	7	2:17.273	151.9
37	51	Axel Bengston	SWE	CHA	10	GPA RACING	FRA	CCS	10	27:38.355	1 Lap	1 Lap	125.7	8	2:13.593	156.1
Not classified: (Requirements: 75% of number laps of leader = 9 Laps)																
73		Andrea Chierichetti	ITA	GEN		MC MOTORTECNICA	ITA	CCS/ITA	8	22:14.481	3 Laps	2 Laps	125.0	8	2:15.242	154.2
96		Sam Gornall	GBR	JUN		WESTBOURNE	GBR	MID	6	18:27.826	5 Laps	2 Laps	112.9	4	2:43.742	127.3
999		Horn Horn	FRA	GEN		GPA RACING	FRA	CCS/ITA	3	9:42.413	8 Laps	3 Laps	107.4	3	3:00.256	115.6
88		Loic Labeda	FRA	CHA		GM SPORT	FRA	CCS/ESP								

Fastest lap Alex Lancellotti in 2:12.297 at 157.6 Km/h in lap 7

*** PENALTIES**

CAR #1 - 10 SECONDS TIME PENALTY STEWARDS DECISION #13

Published at:.....

Track Temp: 22.3 °C Air Temp: 18.2 °C Humidity: 62 % Track Status: DRY


Stewards:

Francois Dumont


Claudio Etori

Annalisa Ronchetti

Timekeeper:


 Luis Garcia





Autodromo Nazionale Monza
Clio Cup Series
Qualifying - 2
Final Results

CLIO CUP

SERIES

Clas	Nº	Driver	Nat	Cat	Clas	Team	Nat	Group	Laps	Best	Time	Gap	Interval	Km/h
1	15	David Pouget	FRA			GPA RACING	FRA	CCS	11	11	2:12.464			157.4
2	17	Nicky Taylor	GBR	JUN	1	GPA RACING	FRA	MID	11	11	2:12.476	0.012	0.012	157.4
3	13	Alex Lancellotti	ITA	CHA	1	GPA RACING	FRA	CCS/ITA	11	8	2:12.814	0.350	0.338	157.0
4	1	Gabriele Torelli	ITA			RANGONI CORSE	ITA	CCS/ESP	8	7	2:13.005	0.541	0.191	156.7
5	23	Alex Finkelstein	FRA			GPA RACING	FRA	CCS/MID	11	11	2:13.168	0.704	0.163	156.6
6	127	Gael Castelli	FRA			MILAN COMPETITION	FRA	CCS/ITA	9	9	2:13.362	0.898	0.194	156.3
7	48	Nicolas Milan	FRA			MILAN COMPETITION	FRA	CCS/ESP	9	9	2:13.390	0.926	0.028	156.3
8	88	Loic Labeda	FRA	CHA	2	GM SPORT	FRA	CCS/ESP	7	6	2:13.414	0.950	0.024	156.3
9	22	Daire Flock	GBR	JUN	2	WESTBOURNE	GBR	CCS	9	9	2:13.488	1.024	0.074	156.2
10	96	Sam Gornall	GBR	JUN	3	WESTBOURNE	GBR	MID	9	8	2:13.717	1.253	0.229	155.9
11	19	Francesco Pagano	ITA	JUN	4	ASD SCUDERIA VENANZIO	ITA	ITA	8	8	2:14.058	1.594	0.341	155.5
12	35	Thomas Compain	FRA	JUN	5	POWER RACING	FRA	CCS/MID	9	9	2:14.099	1.635	0.041	155.5
13	55	Ben Colburn	GBR	CHA	3	WESTBOURNE	GBR	CCS	9	8	2:14.156	1.692	0.057	155.4
14	210	Vladimir Lobachev	RUS	JUN	6	AST COMPETITION	ESP	CCS/ITA	7	7	2:14.337	1.873	0.181	155.2
15	16	Giacomo Trebbi	ITA	CHA	4	MC MOTORTECNICA	ITA	ITA	8	8	2:14.416	1.952	0.079	155.1
16	43	Damiano Puccetti	ITA	JUN	7	RANGONI CORSE	ITA	CCS/ITA	8	8	2:14.454	1.990	0.038	155.1
17	54	Louis Gehin	FRA	JUN	8	RANGONI CORSE	ITA	MID	8	8	2:14.467	2.003	0.013	155.0
18	21	Stephan Polderman	NLD	GEN	1	AST COMPETITION	ESP	CCS/ITA	8	8	2:14.512	2.048	0.045	155.0
19	10	Mauro Polderman	NLD	JUN	9	AST COMPETITION	ESP	CCS/MID	6	6	2:14.523	2.059	0.011	155.0
20	40	Laurent Dziadus	FRA	GEN	2	TEAM LUCAS	FRA	CCS	9	9	2:14.678	2.214	0.155	154.8
21	999	Horn Horn	FRA	GEN	3	GPA RACING	FRA	CCS/ITA	9	9	2:14.716	2.252	0.038	154.8
22	9	Andreas Stucki	CHE	CHA	5	STUCKI MOTORSPORT	CHE	CCS	9	9	2:14.732	2.268	0.016	154.7
23	11	Nikola Tosic	ITA	JUN	10	RANGONI CORSE	ITA	CCS/MID	8	8	2:14.798	2.334	0.066	154.7
24	227	Stefani Ronnie	ITA	JUN	11	RANGONI CORSE	ITA	ITA	8	8	2:14.838	2.374	0.040	154.6
25	30	Knut Erik Knudsen	NOR	CHA	6	TF PERFORMANCE	NOR	CCS	8	7	2:15.109	2.645	0.271	154.3
26	51	Axel Bengston	SWE	CHA	7	GPA RACING	FRA	CCS	9	6	2:15.128	2.664	0.019	154.3
27	66	Youssef Gaber	EGY	CHA	8	UNIQU RACING	POL	ITA	9	9	2:15.240	2.776	0.112	154.2
28	82	Pierluigi Sturla	ITA	CHA	9	MC MOTORTECNICA	ITA	CCS/ITA	9	9	2:15.523	3.059	0.283	153.8
29	33	Michel Faye	FRA	GEN	4	GM SPORT	FRA	CCS	9	9	2:16.818	4.354	1.295	152.4
30	73	Andrea Chierichetti	ITA	GEN	5	MC MOTORTECNICA	ITA	CCS/ITA	9	9	2:17.062	4.598	0.244	152.1
31	53	Navajo	ITA	GEN	6	MC MOTORTECNICA	ITA	CCS/ITA	9	8	2:17.502	5.038	0.440	151.6
32	165	Rolando Bordacchini	ITA	GEN	7	RANGONI CORSE	ITA	CCS	8	8	2:17.527	5.063	0.025	151.6
33	65	Gabriele Alonso	ESP	GEN	8	GPA RACING	FRA	CCS	9	9	2:21.746	9.282	4.219	147.1
34	5	Anthony Jurado	FRA			RANGONI CORSE	ITA	CCS	8	7	2:26.531	14.067	4.785	142.3
35	2	Eric Borsani	ARG	GEN	9	SEVENHILLS MOTORSPORT	ITA	ITA	5	3	9:57.497	7:45.033	7:30.966	34.9
36	6	Yokeshwaran	IND	CHA	10	GPA RACING	FRA	CCS/ESP	4	3	10:27.773	8:15.309	30.276	33.2
37	115	Stephane Nevers	FRA	GEN	10	GPA RACING	FRA	CCS	3	3	11:12.099	8:59.635	44.326	31.0
38	69	Filip Kuncer	CZE	CHA	11	MILAN COMPETITION	FRA	CCS/MID	1	0	9:46:39.000	9:44:26.5	9:35:26.9	00.0

Disqualified:

14 *	Udo Brunner	GER	GEN	STUCKI MOTORSPORT	CHE	CCS
42 *	Mariano Alonso	ESP	CHA	GPA RACING	FRA	CCS

*** PENALTIES**

SOME LAP TIME DELETED DUE TRACK LIMITS

BEST LAP TIME CAR 2 WILL BE DELETED

CAR #14 DESQUALIFICAT FROM THE RESULTS STEWARDS DECISION NUMBER 15 AMENDED


CAR #42 DESQUALIFICAT FROM THE RESULTS STEWARDS DECISION NUMBER 16

Published at:.....

Track Temp: 15.1 °C Air Temp: 11.8 °C Humidity: 90 % Track Status: DRY

Stewards:	Frangois Dumont	Claudio Etori	Annalisa Ronchetti	Timekeeper:	Luis Garcia
------------------	-----------------	---------------	--------------------	--------------------	-------------





Autodromo Nazionale Monza
Clio Cup Series
Race - 2
Starting Grid

CLIO CUP SERIES

Autodromo Nazionale Monza 5.793 m.

40	14	Udo Brunner	
38	115	Stephane Nevers	11:12.099
36	2	Eric Borsani	9:57.497
34	165	Rolando Bordacchini	2:17.527
32	5	Anthony Jurado	2:26.531
30	73	Andrea Chierichetti	2:17.062
28	82	Pierluigi Sturla	2:15.523
26	51	Axel Bengston	2:15.128
24	227	Stefani Ronnie	2:14.838
22	9	Andreas Stucki	2:14.732
20	40	Laurent Dziadus	2:14.678
18	10	Mauro Polderman	2:14.523
16	54	Louis Gehin	2:14.467
14	16	Giacomo Trebbi	2:15.874
12	35	Thomas Compain	2:14.099
10	19	Francesco Pagano	2:14.058
8	22	Daire Flock	2:13.488
6	127	Gael Castelli	2:13.362
4	17	Nicky Taylor	2:12.476
2	13	Alex Lancellotti	2:12.814

20.		Mariano Alonso	42	39
19.	10:27.773	Yokeshwaran Krishnavelu	6	37
18.	2:21.746	Gabriele Alonso	65	35
17.		Filip Kuncer	69	33
16.	2:17.502	Navajo	53	31
15.	2:16.818	Michel Faye	33	29
14.	2:15.240	Youssef Gaber	66	27
13.	2:15.109	Knut Erik Knudsen	30	25
12.	2:14.798	Nikola Tosic	11	23
11.	2:14.716	Horn Horn	999	21
10.	2:14.337	Vladimir Lobachev	210	19
9.	2:14.512	Stephan Polderman	21	17
8.	2:14.454	Damiano Puccetti	43	15
7.	2:14.156	Ben Colburn	55	13
6.	2:13.390	Nicolas Milan	48	11
5.	2:13.717	Sam Gornall	96	9
4.	2:13.414	Loic Labeda	88	7
3.	2:13.168	Alex Finkelstein	23	5
2.	2:13.005	Gabriele Torelli	1	3
1.	2:12.464	David Pouget	15	1



Pole

*** PENALTIES**

- CAR # 210 DROP 4 GRID POSITIONS STEWARDS DECISION 14
- CAR # 48 DROP 4 GRID POSITIONS STEWARDS DECISION 12
- CAR #24: WITHDRAWAL
- CAR # 14 DROP 4 GRID POSITIONS STEWARDS DECISION 10
- CAR # 14 START BACK OF THE GRID STEWARDS DECISION 15 AMENDED
- CAR # 65 DROP 4 GRID POSITIONS STEWARDS DECISION 9

Published at:.....


Stewards:

Francois Dumont


Claudio Ettori

Annalisa Ronchetti

Timekeeper:

 Luis Garcia






Autodromo Nazionale Monza
Clio Cup Series
Race - 2
Starting Grid


CLIO CUP
SERIES

- CAR # 165 DROP 4 GRID POSITIONS STEWARDS DECISION 8
- CAR # 42 START BACK OF THE GRID STEWARDS DECISION 16
- CAR # 95 START BACK FROM PIT LANE STEWARDS DECISION 17
- CAR # 17 DROP 2 GRID POSITIONS STEWARDS DECISION 18
- CAR # 6 AUTHORIZED TO TAKE THE START FROM BACK OF THE GRID STEWARDS DECISION 20
- CAR # 2 AUTHORIZED TO TAKE THE START FROM BACK OF THE GRID STEWARDS DECISION 21
- CAR # 115 AUTHORIZED TO TAKE THE START FROM BACK OF THE GRID STEWARDS DECISION 22
- CAR # 69 AUTHORIZED TO TAKE THE START FROM BACK OF THE GRID STEWARDS DECISION 23

Published at:.....

Stewards:	Frangois Dumont	Claudio Etori	Annalisa Ronchetti	Timekeeper:	 Luis Garcia
------------------	-----------------	---------------	--------------------	--------------------	--





Autodromo Nazionale Monza

Clio Cup Series

Race - 2

Lap Chart


CLIO CUP

SERIES

LAP

Nr	Pos	Grid	1	2	3	4	5	6	7	8	9	10	11
15	1	15	15	15	15	13	13	13	13	13	13	13	13
13	2	13	13	1	1	1	1	1	1	23	23	1	17
1	3	1	1	13	13	23	23	23	23	1	1	15	35
17	4	17	17	23	23	17	15	15	15	15	15	127	88
23	5	23	23	17	17	15	127	127	127	127	127	17	15
127	6	127	127	127	127	17	17	17	17	17	17	35	48
88	7	88	88	88	88	88	88	88	88	88	88	88	96
22	8	22	22	96	96	35	35	35	35	35	35	48	127
96	9	96	96	48	48	48	48	48	48	48	48	96	54
19	10	19	19	35	35	96	96	96	96	96	96	54	10
48	11	48	48	55	55	55	55	55	43	10	10	10	9
35	12	35	35	16	16	43	43	43	10	43	43	210	11
55	13	55	55	43	43	10	10	10	54	54	54	43	227
16	14	16	16	54	54	16	54	54	210	210	210	227	43
43	15	43	43	10	10	54	210	210	16	16	16	16	16
54	16	54	54	21	21	210	16	16	9	9	9	9	69
21	17	21	21	210	210	9	9	9	11	227	227	11	40
10	18	10	10	9	9	11	11	11	227	11	11	21	30
210	19	210	210	11	11	227	227	227	21	21	21	30	66
40	20	40	40	40	40	21	21	21	69	69	69	69	2
999	21	999	999	227	227	40	69	69	40	40	40	40	51
9	22	9	9	999	999	999	40	40	30	30	30	66	999
11	23	11	11	30	30	51	30	30	999	66	66	51	53
227	24	227	227	51	51	69	999	999	66	999	999	999	82
30	25	30	30	66	66	30	66	66	51	51	51	2	210
51	26	51	51	82	82	66	51	51	73	2	2	53	19
66	27	66	66	19	73	73	73	73	2	73	73	82	73
82	28	82	82	73	69	53	2	2	53	53	53	73	42
33	29	33	33	69	33	2	53	53	42	82	82	42	165
73	30	73	73	33	53	33	42	42	33	42	42	19	21
53	31	53	69	53	165	42	33	33	165	165	165	165	115
5	32	5	53	165	2	165	165	165	55	115	115	115	1
69	33	69	165	2	42	95	115	115	115	19	19	14	14
165	34	165	65	42	115	115	82	82	82	14	14	65	65
65	35	65	2	115	95	14	14	14	14	65	65	6	6
2	36	2	115	95	65	65	65	65	65	6	6	33	33
6	37	6	42	65	14	82	6	6	6	33	33	55	55
115	38	115	14	14	6	6	19	19	19	55	55		
42	39	42	95	6	19	19							
14	40	14	6										

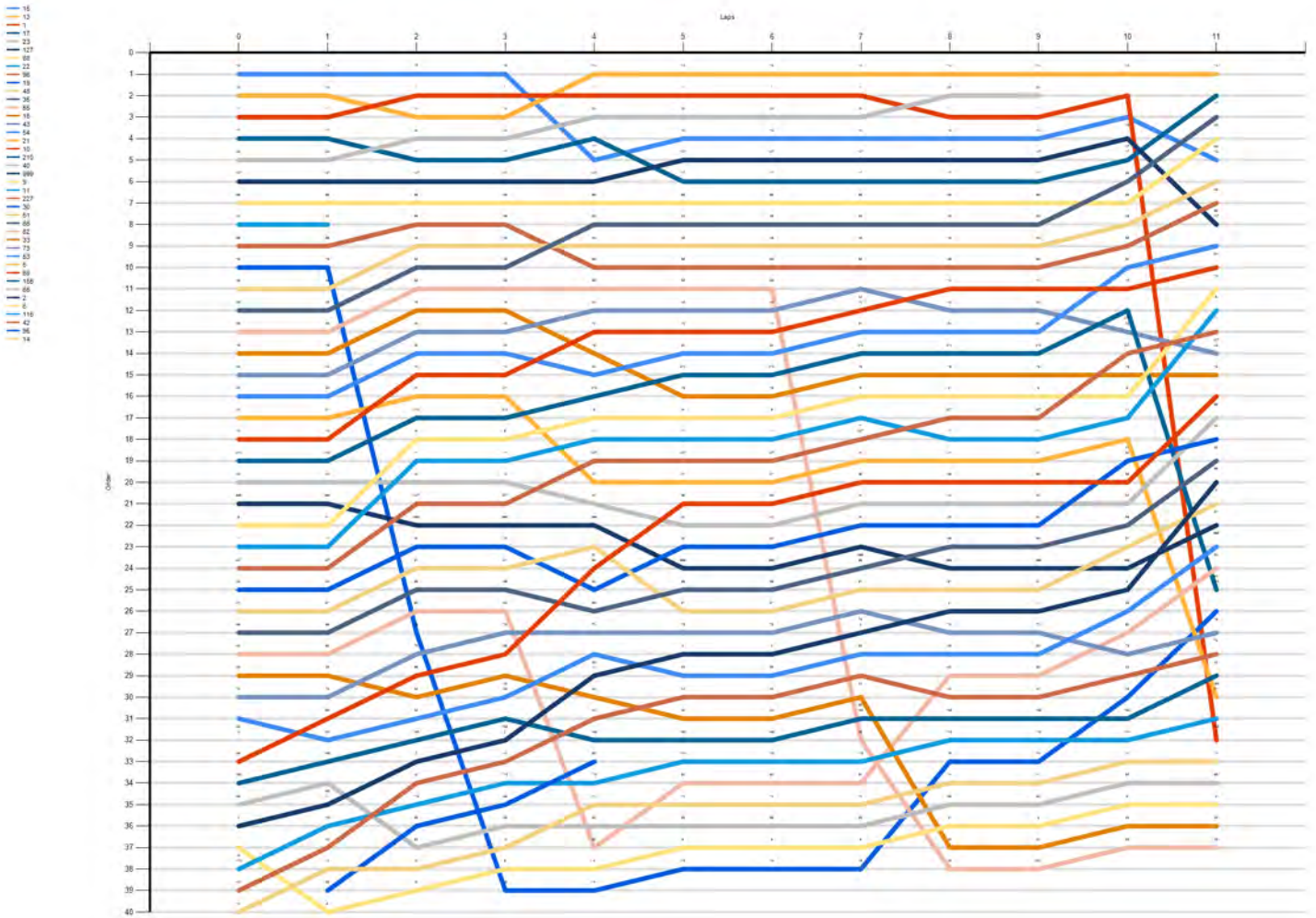





Autodromo Nazionale Monza
 Clio Cup Series
 Race - 2
 Graphic Lap Chart

CLIO CUP

SERIES





Autodromo Nazionale Monza
Clio Cup Series
Race - 2
Final Results

CLIO CUP
SERIES

Clas	Nº	Driver	Nat	Cat	Clas	Team	Nat	Group	Laps	Total Time	Gap	Interval	Km/h	Best	Time	Km/h
1	13	Alex Lancellotti	ITA	CHA	1	GPA RACING	ITA	CCS/ITA	11	28:59.964			131.8	10	2:13.656	156.0
2	17	Nicky Taylor	GBR	JUN	1	GPA RACING	FRA	MID	11	29:00.051	0.087	0.087	131.8	10	2:13.964	155.6
3	35	Thomas Compain	FRA	JUN	2	POWER RACING	FRA	CCS/MID	11	29:00.502	0.538	0.451	131.8	10	2:13.793	155.8
4	88	Loic Labeda	FRA	CHA	2	GM SPORT	FRA	CCS/ESP	11	29:00.764	0.800	0.262	131.7	8	2:14.214	155.3
5	15	David Pouget	FRA			GPA RACING	FRA	CCS	11	29:01.037	1.073	0.273	131.7	10	2:13.216	156.5
6	48	Nicolas Milan	FRA			MILAN COMPETITION	FRA	CCS/ESP	11	29:01.167	1.203	0.130	131.7	10	2:13.496	156.2
7	96	Sam Gornall	GBR	JUN	3	WESTBOURNE	GBR	MID	11	29:01.577	1.613	0.410	131.7	10	2:13.780	155.8
8	127	Gael Castelli	FRA			MILAN COMPETITION	FRA	CCS/ITA	11	29:02.040	2.076	0.463	131.6	8	2:14.001	155.6
9	54	Louis Gehin	FRA	JUN	4	RANGONI CORSE	ITA	MID	11	29:05.449	5.485	3.409	131.4	5	2:14.144	155.4
10	10	Mauro Polderman	NLD	JUN	5	AST COMPETITION	ESP	CCS/MID	11	29:06.478	6.514	1.029	131.3	5	2:14.308	155.2
11	9	Andreas Stucki	CHE	CHA	3	STUCKI MOTORSPORT	CHE	CCS	11	29:07.352	7.388	0.874	131.2	5	2:14.886	154.6
12	11	Nikola Tosic	SRB	JUN	6	RANGONI CORSE	ITA	CCS/MID	11	29:07.418	7.454	0.066	131.2	5	2:14.964	154.5
13	227	Stefani Ronnie	ITA	JUN	7	RANGONI CORSE	ITA	ITA	11	29:07.589	7.625	0.171	131.2	5	2:13.680	156.0
14	16	Giacomo Trebbi	ITA	CHA	4	MC MOTORTECNICA	ITA	ITA	11	29:09.539	9.575	1.950	131.1	10	2:15.938	153.4
15	69	Filip Kuncer	CZE	CHA	5	MILAN COMPETITION	FRA	CCS/MID	11	29:11.423	11.459	1.884	130.9	5	2:14.770	154.7
16	40	Laurent Dziadus	FRA	GEN	1	TEAM LUCAS	FRA	CCS	11	29:12.089	12.125	0.666	130.9	10	2:15.790	153.5
17	30	Knut Erik Knudsen	NOR	CHA	6	TF PERFORMANCE	NOR	CCS	11	29:12.664	12.700	0.575	130.8	10	2:14.657	154.8
18	66	Youssef Gaber	EGY	CHA	7	UNIQU RACING	POL	ITA	11	29:15.909	15.945	3.245	130.6	10	2:15.306	154.1
19	51	Axel Bengston	SWE	CHA	8	GPA RACING	FRA	CCS	11	29:16.698	16.734	0.789	130.5	10	2:15.904	153.4
20	53	Navajo	ITA	GEN	2	MC MOTORTECNICA	ITA	CCS/ITA	11	29:18.007	18.043	1.309	130.4	10	2:16.671	152.5
21	82	Pierluigi Sturla	ITA	CHA	9	MC MOTORTECNICA	ITA	CCS/ITA	11	29:18.514	18.550	0.507	130.4	10	2:16.762	152.4
22	210	Vladimir Lobachev	IND	JUN	8	AST COMPETITION	ESP	CCS/ITA	11	29:18.602	18.638	0.088	130.4	5	2:14.603	154.9
23	73	Andrea Chierichetti	ITA	GEN	3	MC MOTORTECNICA	ITA	CCS/ITA	11	29:18.705	18.741	0.103	130.4	5	2:15.244	154.2
24	42	Mariano Alonso	ESP	CHA	10	GPA RACING	FRA	CCS	11	29:19.548	19.584	0.843	130.3	5	2:15.751	153.6
25	2*	Eric Borsani	ARG	GEN	4	SEVENHILLS	ITA	ITA	11	29:26.038	26.074	6.490	129.8	5	2:15.263	154.1
26	999*	Horn Horn	FRA	GEN	5	GPA RACING	FRA	CCS/ITA	11	29:27.984	28.020	1.946	129.7	5	2:16.740	152.5
27	21	Stephan Polderman	NLD	GEN	6	AST COMPETITION	ESP	CCS/ITA	11	29:32.476	32.512	4.492	129.4	5	2:14.887	154.6
28	115	Stephane Nevers	FRA	GEN	7	GPA RACING	FRA	CCS	11	29:32.966	33.002	0.490	129.3	4	2:20.297	148.6
29	43*	Damiano Puccetti	ITA	JUN	9	RANGONI CORSE	ITA	CCS/ITA	11	29:33.030	33.066	0.064	129.3	5	2:14.822	154.6
30	14	Udo Brunner	DEU	GEN	8	STUCKI MOTORSPORT	CHE	CCS	11	29:35.718	35.754	2.688	129.1	4	2:21.988	146.8
31	65	Gabriele Alonso	ESP	GEN	9	GPA RACING	FRA	CCS	11	29:41.302	41.338	5.584	128.7	5	2:24.822	144.0
32	6	Yokeshwaran	IND	CHA	11	GPA RACING	FRA	CCS/ESP	11	29:41.598	41.634	0.296	128.7	10	2:24.457	144.3
33	165*	Rolando Bordacchini	ITA	GEN	10	RANGONI CORSE	ITA	CCS	11	29:51.834	51.870	10.236	128.0	5	2:16.659	152.6
34	19*	Francesco Pagano	ITA	JUN	10	ASD SCUDERIA VENANZIO	ITA	ITA	11	29:53.644	53.680	1.810	127.8	4	2:15.503	153.9
35	33	Michel Faye	FRA	GEN	11	GM SPORT	FRA	CCS	11	30:19.920	1:19.956	26.276	126.0	5	2:17.192	152.0
36	55	Ben Colburn	GBR	CHA	12	WESTBOURNE	GBR	CCS	11	30:22.128	1:22.164	2.208	125.8	5	2:14.285	155.3
37	1*	Gabriele Torelli	ITA			RANGONI CORSE	ITA	CCS/ESP	11	30:24.309	1:24.345	2.181	125.7	10	2:13.654	156.0
38	23	Alex Finkelstein	FRA			GPA RACING	FRA	CCS/MID	9	24:30.076	2 Laps	2 Laps	127.6	8	2:13.683	156.0

Not classified: (Requirements: 75% of number laps of leader = 9 Laps)

95	Gael Rostant	FRA	GEN		GPA RACING	FRA	CCS/ITA	4	11:34.620	7 Laps	5 Laps	120.0	4	2:19.718	149.2
22	Daire Flock	IRL	JUN		WESTBOURNE	GBR	CCS	1	3:24.074	10 Laps	3 Laps	102.1	1	3:24.074	102.1
5	Anthony Jurado	FRA			RANGONI CORSE	ITA	CCS								

Fastest lap David Pouget in 2:13.216 at 156.5 Km/h in lap 10

*** PENALTIES**

STEWARDS DECISION CARS #2 - 10 SECONDS TIME PENALTY ADDED TO RACE TIME

STEWARDS DECISION CARS #19 - 10 SECONDS TIME PENALTY ADDED TO RACE TIME

STEWARDS DECISION CAR #999 - 10 SECONDS TIME PENALTY ADDED TO RACE TIME - CAUSING A COLLISION

CARS #1 - 25 SECONDS TIME PENALTY ADDED TO RACE TIME STEWARDS DECISION 27

CARS #1 - 25 SECONDS TIME PENALTY ADDED TO RACE TIME STEWARDS DECISION 28

CARS #165 - 25 SECONDS TIME PENALTY ADDED TO RACE TIME STEWARDS DECISION 29

CARS #43 - 25 SECONDS TIME PENALTY ADDED TO RACE TIME STEWARDS DECISION 30

CARS #19 - 25 SECONDS TIME PENALTY ADDED TO RACE TIME STEWARDS DECISION 31

Published at:.....

Track Temp: 19.1 °C Air Temp: 15.2 °C Humidity: 74 % Track Status: DRY

Stewards:

Francois Dumont

Claudio Etori

Annalisa Ronchetti

Timekeeper:

Luis Garcia

