

Silverstone
Alpine ELF Europa Cup
Race - 2
Provisional Results



Cls	N°	Driver	Nat	Team	Level	Category	Laps	Total Time	Gap	Interval	Km/h	Best	Time	Km/h
1	15	Gael Castelli	FRA	CMR	Inter C		11	29:00.719			134.2	3	2:12.408	160.4
2	74	Julien Neveu	FRA	AUTOSPORT GP	Inter C		11	29:03.396	2.677	2.677	134.0	5	2:13.185	159.5
3	69	Laurent Hurgon	FRA	AUTOSPORT GP-PATRICK ROGER	Inter C		11	29:03.679	2.960	0.283	134.0	5	2:13.361	159.2
4	2	Yann Zimmer	SUI	CMR	Inter C		11	29:04.144	3.425	0.465	133.9	5	2:13.155	159.5
5	17	Jean-Baptiste Mela	FRA	AUTOSPORT GP	Inter C	Junior	11	29:04.383	3.664	0.239	133.9	5	2:13.080	159.6
6	21	Marc Guillot	FRA	MILAN COMPETITION	Inter C		11	29:04.828	4.109	0.445	133.9	10	2:13.156	159.5
7	11	Vincent Beltoise	FRA	RACING TECHNOLOGY	Inter C		11	29:05.652	4.933	0.824	133.8	10	2:13.479	159.1
8	8	Nicolas Milan	FRA	MILAN COMPETITION	Inter C		11	29:06.018	5.299	0.366	133.8	11	2:13.166	159.5
9	6	Stéphane	FRA	MILAN COMPETITION	Inter D	Gentleman	11	29:13.256	12.537	7.238	133.2	10	2:15.080	157.2
10	4	Mathieu Blaise	FRA	RACING TECHNOLOGY	Inter D	Gentleman	11	29:13.768	13.049	0.512	133.2	2	2:14.663	157.7
11	64	Mike Parisy	FRA	CMR	Inter C		11	29:14.417	13.698	0.649	133.1	3	2:13.794	158.7
12	14	Marc Sevestre	FRA	AUTOSPORT GP	Inter C	Gentleman	11	29:17.871	17.152	3.454	132.9	3	2:15.484	156.7
13	110	Matt Prior	GBR	RACING TECHNOLOGY		Gentleman	11	29:21.590	20.871	3.719	132.6	10	2:16.741	155.3
14	5	Stéphane Proux	FRA	RACING TECHNOLOGY	Inter D	Gentleman	11	29:32.783	32.064	11.193	131.8	2	2:20.038	151.6
Not classified: (Requirements: 75% of number laps of leader = 9 Laps)														
	9	Philippe Bourgois	BEL	MILAN COMPETITION	Inter B	Gentleman	8	22:27.616	3 Laps	3 Laps	126.1	5	2:16.972	155.0
	29	Mateo Herrero	FRA	MILAN COMPETITION	Inter C	Junior	5	11:14.735	6 Laps	3 Laps	157.4	3	2:13.568	159.0

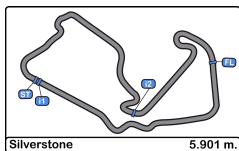
Fastest lap Gael Castelli in 2:12.408 at 160.4 Km/h in lap 3

Published at:.....

Track Temp: **27.2 °C** Air Temp: **18.0 °C** Humidity: **43 %** Track Status: **DRY**

Stewards:	Race Director:	Timekeeper:
------------------	-----------------------	------------------------





Silverstone
Alpine ELF Europa Cup
Race - 2
Provisional Results by Class



Cl	N°	Driver	Nat	Team	Level	Category	Laps	Total Time	Gap	Interval	Km/h	Best	Time	Km/h
1	110	Matt Prior	GBR	RACING TECHNOLOGY		Gentleman	11	29:21.590			132.6	10	2:16.741	155.3
Inter B														
Not classified: (Requirements: 75% of number laps of leader = 9 Laps)														
9		Philippe Bourgois	BEL	MILAN COMPETITION	Inter B	Gentleman	8	22:27.616			126.1	5	2:16.972	155.0
Inter C														
1	15	Gael Castelli	FRA	CMR	Inter C		11	29:00.719			134.2	3	2:12.408	160.4
2	74	Julien Neveu	FRA	AUTOSPORT GP	Inter C		11	29:03.396	2.677	2.677	134.0	5	2:13.185	159.5
3	69	Laurent Hurgon	FRA	AUTOSPORT GP-PATRICK ROGER	Inter C		11	29:03.679	2.960	0.283	134.0	5	2:13.361	159.2
4	2	Yann Zimmer	SUI	CMR	Inter C		11	29:04.144	3.425	0.465	133.9	5	2:13.155	159.5
5	17	Jean-Baptiste Mela	FRA	AUTOSPORT GP	Inter C	Junior	11	29:04.383	3.664	0.239	133.9	5	2:13.080	159.6
6	21	Marc Guillot	FRA	MILAN COMPETITION	Inter C		11	29:04.828	4.109	0.445	133.9	10	2:13.156	159.5
7	11	Vincent Beltoise	FRA	RACING TECHNOLOGY	Inter C		11	29:05.652	4.933	0.824	133.8	10	2:13.479	159.1
8	8	Nicolas Milan	FRA	MILAN COMPETITION	Inter C		11	29:06.018	5.299	0.366	133.8	11	2:13.166	159.5
9	64	Mike Parisy	FRA	CMR	Inter C		11	29:14.417	13.698	8.399	133.1	3	2:13.794	158.7
10	14	Marc Sevestre	FRA	AUTOSPORT GP	Inter C	Gentleman	11	29:17.871	17.152	3.454	132.9	3	2:15.484	156.7
Not classified: (Requirements: 75% of number laps of leader = 9 Laps)														
29		Mateo Herrero	FRA	MILAN COMPETITION	Inter C	Junior	5	11:14.735	6 Laps	6 Laps	157.4	3	2:13.568	159.0
Inter D														
1	6	Stéphane	FRA	MILAN COMPETITION	Inter D	Gentleman	11	29:13.256			133.2	10	2:15.080	157.2
2	4	Mathieu Blaise	FRA	RACING TECHNOLOGY	Inter D	Gentleman	11	29:13.768	13.049	0.512	133.2	2	2:14.663	157.7
3	5	Stéphane Proux	FRA	RACING TECHNOLOGY	Inter D	Gentleman	11	29:32.783	32.064	19.015	131.8	2	2:20.038	151.6

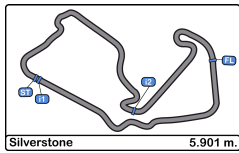
Fastest lap Gael Castelli in 2:12.408 at 160.4 Km/h in lap 3

Published at:.....

Track Temp: **27.2 °C** Air Temp: **18.0 °C** Humidity: **43 %** Track Status: **DRY**

Stewards:	Race Director:	Timekeeper:
------------------	-----------------------	------------------------





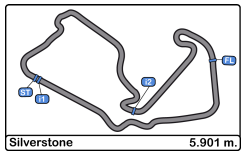
Silverstone
Alpine ELF Europa Cup
Race - 2



Provisional Classification by Driver Fastest Lap

Cls	N°	Driver	Nat	Team	Level	Category	Laps	Best	Time	Gap	Interval	Km/h
1	15	Gael Castelli	FRA	CMR	Inter C		11	3	2:12.408			160.4
2	17	Jean-Baptiste Mela	FRA	AUTOSPORT GP	Inter C	Junior	11	5	2:13.080	0.672	0.672	159.6
3	2	Yann Zimmer	SUI	CMR	Inter C		11	5	2:13.155	0.747	0.075	159.5
4	21	Marc Guillot	FRA	MILAN COMPETITION	Inter C		11	10	2:13.156	0.748	0.001	159.5
5	8	Nicolas Milan	FRA	MILAN COMPETITION	Inter C		11	11	2:13.166	0.758	0.010	159.5
6	74	Julien Neveu	FRA	AUTOSPORT GP	Inter C		11	5	2:13.185	0.777	0.019	159.5
7	69	Laurent Hurgon	FRA	AUTOSPORT GP-PATRICK ROGER	Inter C		11	5	2:13.361	0.953	0.176	159.2
8	11	Vincent Beltoise	FRA	RACING TECHNOLOGY	Inter C		11	10	2:13.479	1.071	0.118	159.1
9	29	Mateo Herrero	FRA	MILAN COMPETITION	Inter C	Junior	5	3	2:13.568	1.160	0.089	159.0
10	64	Mike Parisy	FRA	CMR	Inter C		11	3	2:13.794	1.386	0.226	158.7
11	4	Mathieu Blaise	FRA	RACING TECHNOLOGY	Inter D	Gentleman	11	2	2:14.663	2.255	0.869	157.7
12	6	Stéphane Auriaco	FRA	MILAN COMPETITION	Inter D	Gentleman	11	10	2:15.080	2.672	0.417	157.2
13	14	Marc Sevestre	FRA	AUTOSPORT GP	Inter C	Gentleman	11	3	2:15.484	3.076	0.404	156.7
14	110	Matt Prior	GBR	RACING TECHNOLOGY		Gentleman	11	10	2:16.741	4.333	1.257	155.3
15	9	Philippe Bourgois	BEL	MILAN COMPETITION	Inter B	Gentleman	8	5	2:16.972	4.564	0.231	155.0
16	5	Stéphane Proux	FRA	RACING TECHNOLOGY	Inter D	Gentleman	11	2	2:20.038	7.630	3.066	151.6





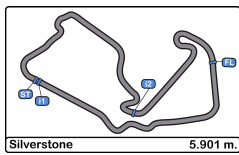
Silverstone
Alpine ELF Europa Cup
Race - 2



Distance and Speed Average

Cls	N°	Driver	Nat	Team	Level	Category	Laps	Distance	Total Time	Km/h
1	15	Gael Castelli	FRA	CMR	Inter C		11	64.91	29:00.719	134.2
2	74	Julien Neveu	FRA	AUTOSPORT GP	Inter C		11	64.91	29:03.396	134.0
3	69	Laurent Hurgon	FRA	AUTOSPORT GP-PATRICK ROGER	Inter C		11	64.91	29:03.679	134.0
4	2	Yann Zimmer	SUI	CMR	Inter C		11	64.91	29:04.144	133.9
5	17	Jean-Baptiste Mela	FRA	AUTOSPORT GP	Inter C	Junior	11	64.91	29:04.383	133.9
6	21	Marc Guillot	FRA	MILAN COMPETITION	Inter C		11	64.91	29:04.828	133.9
7	11	Vincent Beltoise	FRA	RACING TECHNOLOGY	Inter C		11	64.91	29:05.652	133.8
8	8	Nicolas Milan	FRA	MILAN COMPETITION	Inter C		11	64.91	29:06.018	133.8
9	6	Stéphane Auriaco	FRA	MILAN COMPETITION	Inter D	Gentleman	11	64.91	29:13.256	133.2
10	4	Mathieu Blaise	FRA	RACING TECHNOLOGY	Inter D	Gentleman	11	64.91	29:13.768	133.2
11	64	Mike Parisy	FRA	CMR	Inter C		11	64.91	29:14.417	133.1
12	14	Marc Sevestre	FRA	AUTOSPORT GP	Inter C	Gentleman	11	64.91	29:17.871	132.9
13	110	Matt Prior	GBR	RACING TECHNOLOGY		Gentleman	11	64.91	29:21.590	132.6
14	5	Stéphane Proux	FRA	RACING TECHNOLOGY	Inter D	Gentleman	11	64.91	29:32.783	131.8
Not classified: (Requirements: 75% of number laps of leader = 9 Laps)										
	9	Philippe Bourgois	BEL	MILAN COMPETITION	Inter B	Gentleman	8	47.20	22:27.616	126.1
	29	Mateo Herrero	FRA	MILAN COMPETITION	Inter C	Junior	5	29.50	11:14.735	157.4





Silverstone
Alpine ELF Europa Cup
Race - 2
Lap Analysis



2 Yann Zimmer Alpine **8** Nicolas Milan Alpine
 CMR MILAN COMPETITION

Lap D	Time	Sector 1	Sector 2	Sector 3	T. Spd	Elapsed	Lap D	Time	Sector 1	Sector 2	Sector 3	T. Spd	Elapsed
1	2:20.196	46.533	58.670	34.993		2:20.196	1	2:22.225	47.275	59.494	35.456		2:22.225
2	2:13.870	40.392	58.511	34.967		4:34.066	2	2:14.208	40.629	58.450	35.129		4:36.433
3	2:13.545	40.251	58.340	34.954		6:47.611	3	2:14.123	40.546	58.603	34.974		6:50.556
4	2:13.888	40.573	58.286	35.029		9:01.499	4	2:13.919	40.538	58.341	35.040		9:04.475
5	2:13.155	40.392	57.779	34.984		11:14.654	5	2:13.783	40.406	58.390	34.987		11:18.258
6	2:15.551	40.392	57.675	37.484		13:30.205	6	2:15.819	40.850	58.417	36.552		13:34.077
7	4:35.986	1:13.814	2:04.774	1:17.398		18:06.191	7	4:36.527	1:14.087	2:04.474	1:17.966		18:10.604
8	4:17.651	1:30.652	1:55.621	51.378		22:23.842	8	4:14.874	1:30.765	1:55.175	48.934		22:25.478
9	2:13.506	40.374	58.156	34.976		24:37.348	9	2:13.673	40.578	58.078	35.017		24:39.151
10	2:13.300	40.390	57.973	34.937		26:50.648	10	2:13.701	40.142	58.500	35.059		26:52.852
11	2:13.496	40.406	58.056	35.034		29:04.144	11	2:13.166	40.445	57.812	34.909		29:06.018

4 Mathieu Blaise Alpine **9** Philippe Bourgois Alpine
 RACING TECHNOLOGY MILAN COMPETITION

Lap D	Time	Sector 1	Sector 2	Sector 3	T. Spd	Elapsed	Lap D	Time	Sector 1	Sector 2	Sector 3	T. Spd	Elapsed
1	2:22.662	47.855	59.432	35.375		2:22.662	1	2:26.617	49.267	1:01.507	35.843		2:26.617
2	2:14.663	40.960	58.505	35.198		4:37.325	2	2:17.746	42.034	59.689	36.023		4:44.363
3	2:15.362	41.154	58.930	35.278		6:52.687	3	2:17.972	41.778	1:00.053	36.141		7:02.335
4	2:15.326	41.235	58.376	35.715		9:08.013	4	2:17.344	41.613	59.630	36.101		9:19.679
5	2:15.316	41.573	58.329	35.414		11:23.329	5	2:16.972	41.462	59.524	35.986		11:36.651
6	2:15.153	41.335	58.286	35.532		13:38.482	6	2:17.042	41.544	59.802	35.696		13:53.693
7	4:33.536	1:11.127	2:03.823	1:18.586		18:12.018	7	4:20.367	57.674	2:03.654	1:19.039		18:14.060
8	4:14.541	1:30.418	1:55.002	49.121		22:26.559	8	4:13.556	1:29.828	1:55.075	48.653		22:27.616
9	2:16.666	42.286	58.913	35.467		24:43.225	9	41.559	1:00.265				
10	2:15.101	40.889	58.797	35.415		26:58.326							
11	2:15.442	41.104	58.711	35.627		29:13.768							

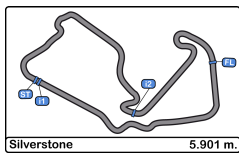
5 Stéphane Proux Alpine **11** Vincent Beltoise Alpine
 RACING TECHNOLOGY RACING TECHNOLOGY

Lap D	Time	Sector 1	Sector 2	Sector 3	T. Spd	Elapsed	Lap D	Time	Sector 1	Sector 2	Sector 3	T. Spd	Elapsed
1	2:27.602	50.621	1:00.571	36.410		2:27.602	1	2:21.881	47.975	58.641	35.265		2:21.881
2	2:20.038	43.696	1:00.374	35.968		4:47.640	2	2:14.210	40.821	58.243	35.146		4:36.091
3	2:20.906	43.258	1:01.377	36.271		7:08.546	3	2:14.025	40.651	58.291	35.083		6:50.116
4	2:20.887	43.283	1:01.172	36.432		9:29.433	4	2:13.669	40.381	58.243	35.045		9:03.785
5	2:21.169	43.314	1:01.097	36.758		11:50.602	5	2:14.044	40.602	58.332	35.110		11:17.829
6	2:33.114	43.817	1:07.799	41.498		14:23.716	6	2:15.561	40.805	58.048	36.708		13:33.390
7	3:53.492	46.840	1:47.740	1:18.912		18:17.208	7	4:36.571	1:14.286	2:04.188	1:18.097		18:09.961
8	4:13.019	1:30.133	1:54.530	48.356		22:30.227	8	4:14.992	1:30.749	1:54.893	49.350		22:24.953
9	2:22.273	44.904	1:01.436	35.933		24:52.500	9	2:13.669	40.373	58.189	35.107		24:38.622
10	2:20.040	43.294	1:00.653	36.093		27:12.540	10	2:13.479	40.378	58.097	35.004		26:52.101
11	2:20.243	43.199	1:00.909	36.135		29:32.783	11	2:13.551	40.474	58.087	34.990		29:05.652

6 Stéphane Auriacombe Alpine **14** Marc Sevestre Alpine
 MILAN COMPETITION AUTOSPORT GP

Lap D	Time	Sector 1	Sector 2	Sector 3	T. Spd	Elapsed	Lap D	Time	Sector 1	Sector 2	Sector 3	T. Spd	Elapsed
1	2:23.935	48.131	1:00.414	35.390		2:23.935	1	2:24.939	48.913	1:00.474	35.552		2:24.939
2	2:16.354	41.470	59.520	35.364		4:40.289	2	2:16.126	41.679	58.887	35.560		4:41.065
3	2:15.539	41.288	58.982	35.269		6:55.828	3	2:15.484	41.383	58.676	35.425		6:56.549
4	2:16.087	41.322	59.477	35.288		9:11.915	4	2:16.281	41.311	59.399	35.571		9:12.830
5	2:15.636	41.328	59.118	35.190		11:27.551	5	2:26.937	41.296	1:10.292	35.349		11:39.767
6	2:17.586	42.540	59.207	35.839		13:45.137	6	2:18.456	42.025	1:00.088	36.343		13:58.223
7	4:27.820	1:05.419	2:03.655	1:18.746		18:12.957	7	4:16.835	54.904	2:03.146	1:18.785		18:15.058
8	4:13.751	1:30.097	1:54.994	48.660		22:26.708	8	4:13.179	1:30.192	1:54.658	48.329		22:28.237
9	2:16.060	41.600	59.031	35.429		24:42.768	9	2:16.995	41.272	1:00.271	35.452		24:45.232
10	2:15.080	40.982	58.782	35.316		26:57.848	10	2:16.547	41.723	59.363	35.461		27:01.779
11	2:15.408	40.964	59.011	35.433		29:13.256	11	2:16.092	41.424	59.067	35.601		29:17.871





Silverstone
Alpine ELF Europa Cup
Race - 2
Lap Analysis



15 Gael Castelli Alpine **64** Mike Parisy Alpine
 CMR CMR

Lap	D	Time	Sector 1	Sector 2	Sector 3	T. Spd	Elapsed	Lap	D	Time	Sector 1	Sector 2	Sector 3	T. Spd	Elapsed
1		2:17.916	45.344	57.890	34.682		2:17.916	1		2:21.260	47.048	59.095	35.117		2:21.260
2		2:12.916	40.489	57.788	34.639		4:30.832	2		2:13.900	40.652	58.324	34.924		4:35.160
3		2:12.408	40.336	57.466	34.606		6:43.240	3		2:13.794	40.661	57.991	35.142		6:48.954
4		2:12.650	40.335	57.645	34.670		8:55.890	4		2:26.709 P	40.510	58.039	48.160		9:15.663
5		2:12.598	40.407	57.529	34.662		11:08.488	5		3:33.714	1:59.798	58.647	35.269		12:49.377
6		2:14.852	40.381	57.674	36.797		13:23.340	6		2:15.423	41.699	58.500	35.224		15:04.800
7		4:38.431	1:17.547	2:05.364	1:15.520		18:01.771	7		3:14.312	40.962	1:14.886	1:18.464		18:19.112
8		4:20.570	1:31.487	1:56.152	52.931		22:22.341	8		4:11.247	1:29.541	1:54.258	47.448		22:30.359
9		2:12.476	40.326	57.527	34.623		24:34.817	9		2:15.024	40.875	58.833	35.316		24:45.383
10		2:12.558	40.297	57.605	34.656		26:47.375	10		2:14.976	41.539	58.334	35.103		27:00.359
11		2:13.344	40.315	58.038	34.991		29:00.719	11		2:14.058	40.816	58.025	35.217		29:14.417

17 Jean-Baptiste Mela Alpine **69** Laurent Hurgon Alpine
 AUTOSPORT GP AUTOSPORT GP-PATRICK ROGER

Lap	D	Time	Sector 1	Sector 2	Sector 3	T. Spd	Elapsed	Lap	D	Time	Sector 1	Sector 2	Sector 3	T. Spd	Elapsed
1		2:19.407	46.011	58.449	34.947		2:19.407	1		2:18.621	45.265	58.473	34.883		2:18.621
2		2:15.020	40.245	59.995	34.780		4:34.427	2		2:14.481	40.599	58.892	34.990		4:33.102
3		2:13.463	40.049	58.389	35.025		6:47.890	3		2:13.442	40.528	58.018	34.896		6:46.544
4		2:14.028	40.440	58.341	35.247		9:01.918	4		2:13.700	40.684	58.016	35.000		9:00.244
5		2:13.080	40.385	57.705	34.990		11:14.998	5		2:13.361	40.549	57.894	34.918		11:13.605
6		2:16.086	40.742	57.767	37.577		13:31.084	6		2:15.262	40.609	58.054	36.599		13:28.867
7		4:36.109	1:13.860	2:04.540	1:17.709		18:07.193	7		4:35.324	1:13.937	2:04.857	1:16.530		18:04.191
8		4:16.873	1:30.588	1:55.569	50.716		22:24.066	8		4:19.071	1:31.185	1:55.794	52.092		22:23.262
9		2:13.709	40.396	58.284	35.029		24:37.775	9		2:13.446	40.272	58.269	34.905		24:36.708
10		2:13.133	40.142	58.150	34.841		26:50.908	10		2:13.478	40.403	58.120	34.955		26:50.186
11		2:13.475	40.377	58.150	34.948		29:04.383	11		2:13.493	40.498	58.064	34.931		29:03.679

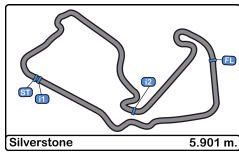
21 Marc Guillot Alpine **74** Julien Neveu Alpine
 MILAN COMPETITION AUTOSPORT GP

Lap	D	Time	Sector 1	Sector 2	Sector 3	T. Spd	Elapsed	Lap	D	Time	Sector 1	Sector 2	Sector 3	T. Spd	Elapsed
1		2:20.623	46.645	58.984	34.994		2:20.623	1		2:19.035	45.564	58.596	34.875		2:19.035
2		2:14.182	40.300	58.993	34.889		4:34.805	2		2:13.723	40.366	58.377	34.980		4:32.758
3		2:13.287	40.683	57.792	34.812		6:48.092	3		2:13.217	40.566	57.764	34.887		6:45.975
4		2:14.022	40.496	58.370	35.156		9:02.114	4		2:13.370	40.543	57.857	34.970		8:59.345
5		2:13.513	40.670	57.970	34.873		11:15.627	5		2:13.185	40.486	57.821	34.878		11:12.530
6		2:16.707	41.458	58.129	37.120		13:32.334	6		2:13.714	40.431	57.935	35.348		13:26.244
7		4:36.256	1:13.662	2:04.902	1:17.692		18:08.590	7		4:36.641	1:15.824	2:05.036	1:15.781		18:02.885
8		4:16.061	1:30.245	1:55.700	50.116		22:24.651	8		4:19.827	1:31.474	1:55.850	52.503		22:22.712
9		2:13.466	40.274	58.015	35.177		24:38.117	9		2:13.576	40.594	58.068	34.914		24:36.288
10		2:13.156	40.416	57.912	34.828		26:51.273	10		2:13.417	40.473	57.954	34.990		26:49.705
11		2:13.555	40.266	58.418	34.871		29:04.828	11		2:13.691	40.463	58.113	35.115		29:03.396

29 Mateo Herrero Alpine
 MILAN COMPETITION

Lap	D	Time	Sector 1	Sector 2	Sector 3	T. Spd	Elapsed
1		2:19.804	46.114	58.784	34.906		2:19.804
2		2:13.774	40.198	58.625	34.951		4:33.578
3		2:13.568	40.387	58.250	34.931		6:47.146
4		2:13.580	40.334	58.307	34.939		9:00.726
5		2:14.009	40.333	58.119	35.557		11:14.735





Silverstone
Alpine ELF Europa Cup
Race - 2
Lap Analysis



110

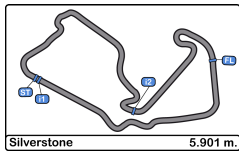
Matt Prior

Alpine

RACING TECHNOLOGY

Lap	D	Time	Sector 1	Sector 2	Sector 3	T. Spd	Elapsed
1		2:26.266	49.655	1:00.744	35.867		2:26.266
2		2:19.439	42.302	1:01.187	35.950		4:45.705
3		2:18.021	41.894	1:00.292	35.835		7:03.726
4		2:17.245	41.633	59.905	35.707		9:20.971
5		2:18.522	41.714	1:00.775	36.033		11:39.493
6		2:19.799	42.157	1:00.970	36.672		13:59.292
7		4:17.009	54.798	2:03.101	1:19.110		18:16.301
8		4:12.614	1:30.171	1:54.461	47.982		22:28.915
9		2:18.261	41.615	1:00.957	35.689		24:47.176
10		<u>2:16.741</u>	41.600	<u>59.512</u>	<u>35.629</u>		27:03.917
11		2:17.673	<u>41.567</u>	1:00.224	35.882		29:21.590



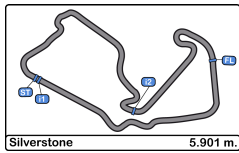


Silverstone
Alpine ELF Europa Cup
Race - 2
Analysis by Lap



Num	Lap Time	Gap	Num	Lap Time	Gap	Num	Lap Time	Gap	Num	Lap Time	Gap	Num	Lap Time	Gap
Lap 1			29	2:13.568	03.906	11	2:14.044	09.341	110	4:17.009	14.530	69	2:13.478	02.811
15	2:17.916		2	2:13.545	04.371	8	2:13.783	09.770	5	3:53.492	15.437	2	2:13.300	03.273
69	2:18.621	00.705	17	2:13.463	04.650	4	2:15.316	14.841	64	3:14.312	17.341	17	2:13.133	03.533
74	2:19.035	01.119	21	2:13.287	04.852	6	2:15.636	19.063	Num Lap Time Gap			21	2:13.156	03.898
17	2:19.407	01.491	64	2:13.794	05.714	9	2:16.972	28.163	Lap 8			11	2:13.479	04.726
29	2:19.804	01.888	11	2:14.025	06.876	110	2:18.522	31.005	15	4:20.570		8	2:13.701	05.477
2	2:20.196	02.280	8	2:14.123	07.316	14	2:26.937	31.279	74	4:19.827	00.371	6	2:15.080	10.473
21	2:20.623	02.707	4	2:15.362	09.447	5	2:21.169	42.114	69	4:19.071	00.921	4	2:15.101	10.951
64	2:21.260	03.344	6	2:15.539	12.588	64	3:33.714	1:40.889	2	4:17.651	01.501	64	2:14.976	12.984
11	2:21.881	03.965	14	2:15.484	13.309	Num Lap Time Gap			17	4:16.873	01.725	14	2:16.547	14.404
8	2:22.225	04.309	9	2:17.972	19.095	Lap 6			21	4:16.061	02.310	110	2:16.741	16.542
4	2:22.662	04.746	110	2:18.021	20.486	15	2:14.852		11	4:14.992	02.612	5	2:20.040	25.165
6	2:23.935	06.019	5	2:20.906	25.306	74	2:13.714	02.904	8	4:14.874	03.137	Num Lap Time Gap		
14	2:24.939	07.023	Num Lap Time Gap			69	2:15.262	05.527	4	4:14.541	04.218	Lap 11		
110	2:26.266	08.350	Lap 4			2	2:15.551	06.865	6	4:13.751	04.367	15	2:13.344	
9	2:26.617	08.701	15	2:12.650		17	2:16.086	07.744	9	4:13.556	05.275	74	2:13.691	02.677
5	2:27.602	09.686	74	2:13.370	03.455	21	2:16.707	08.994	14	4:13.179	05.896	69	2:13.493	02.960
Num Lap Time Gap			69	2:13.700	04.354	11	2:15.561	10.050	110	4:12.614	06.574	2	2:13.496	03.425
Lap 2			29	2:13.580	04.836	8	2:15.819	10.737	5	4:13.019	07.886	17	2:13.475	03.664
15	2:12.916		2	2:13.888	05.609	4	2:15.153	15.142	64	4:11.247	08.018	21	2:13.555	04.109
74	2:13.723	01.926	17	2:14.028	06.028	6	2:17.586	21.797	Num Lap Time Gap			11	2:13.551	04.933
69	2:14.481	02.270	21	2:14.022	06.224	9	2:17.042	30.353	Lap 9			8	2:13.166	05.299
29	2:13.774	02.746	11	2:13.669	07.895	14	2:18.456	34.883	15	2:12.476		6	2:15.408	12.537
2	2:13.870	03.234	8	2:13.919	08.585	110	2:19.799	35.952	74	2:13.576	01.471	4	2:15.442	13.049
17	2:15.020	03.595	4	2:15.326	12.123	5	2:33.114	1:00.376	69	2:13.446	01.891	64	2:14.058	13.698
21	2:14.182	03.973	6	2:16.087	16.025	64	2:15.423	1:41.460	2	2:13.506	02.531	14	2:16.092	17.152
64	2:13.900	04.328	14	2:16.281	16.940	Num Lap Time Gap			17	2:13.709	02.958	110	2:17.673	20.871
11	2:14.210	05.259	64	2:26.709	19.773	Lap 7			21	2:13.466	03.300	5	2:20.243	32.064
8	2:14.208	05.601	9	2:17.344	23.789	15	4:38.431		11	2:13.669	03.805			
4	2:14.663	06.493	110	2:17.245	25.081	74	4:36.641	01.114	8	2:13.673	04.334			
6	2:16.354	09.457	5	2:20.887	33.543	69	4:35.324	02.420	6	2:16.060	07.951			
14	2:16.126	10.233	Num Lap Time Gap			2	4:35.986	04.420	4	2:16.666	08.408			
9	2:17.746	13.531	Lap 5			17	4:36.109	05.422	14	2:16.995	10.415			
110	2:19.439	14.873	15	2:12.598		21	4:36.256	06.819	64	2:15.024	10.566			
5	2:20.038	16.808	74	2:13.185	04.042	11	4:36.571	08.190	110	2:18.261	12.359			
Num Lap Time Gap			69	2:13.361	05.117	8	4:36.527	08.833	5	2:22.273	17.683			
Lap 3			2	2:13.155	06.166	4	4:33.536	10.247	Num Lap Time Gap					
15	2:12.408		29	2:14.009	06.247	6	4:27.820	11.186	Lap 10					
74	2:13.217	02.735	17	2:13.080	06.510	9	4:20.367	12.289	15	2:12.558				
69	2:13.442	03.304	21	2:13.513	07.139	14	4:16.835	13.287	74	2:13.417	02.330			



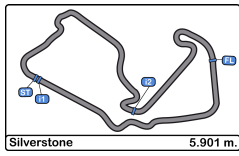


Silverstone
Alpine ELF Europa Cup
Race - 2
Best Sectors Results



Sector - 1				Sector - 2				Sector - 3				Ideal Lap vs Best Lap			
Clas	Nº	Driver	Time	Nº	Driver	Time	Nº	Driver	Time	Clas	Nº	Driver	Ideal Lap	Best Lap	Clas
1	17	Jean-Baptiste Mela	40.049	15	Gael Castelli	57.466	15	Gael Castelli	34.606	1	15	Gael Castelli	2:12.369	2:12.408	1
2	8	Nicolas Milan	40.142	2	Yann Zimmer	57.675	17	Jean-Baptiste Mela	34.780	2	17	Jean-Baptiste Mela	2:12.534	2:13.080	2
3	29	Mateo Herrero	40.198	17	Jean-Baptiste Mela	57.705	21	Marc Guillot	34.812	3	2	Yann Zimmer	2:12.863	2:13.155	3
4	2	Yann Zimmer	40.251	74	Julien Neveu	57.764	74	Julien Neveu	34.875	4	8	Nicolas Milan	2:12.863	2:13.166	5
5	21	Marc Guillot	40.266	21	Marc Guillot	57.792	69	Laurent Hurgon	34.883	5	21	Marc Guillot	2:12.870	2:13.156	4
6	69	Laurent Hurgon	40.272	8	Nicolas Milan	57.812	29	Mateo Herrero	34.906	6	74	Julien Neveu	2:13.005	2:13.185	6
7	15	Gael Castelli	40.297	69	Laurent Hurgon	57.894	8	Nicolas Milan	34.909	7	69	Laurent Hurgon	2:13.049	2:13.361	7
8	74	Julien Neveu	40.366	64	Mike Parisy	57.991	64	Mike Parisy	34.924	8	29	Mateo Herrero	2:13.223	2:13.568	9
9	11	Vincent Beltoise	40.373	11	Vincent Beltoise	58.048	2	Yann Zimmer	34.937	9	11	Vincent Beltoise	2:13.411	2:13.479	8
10	64	Mike Parisy	40.510	29	Mateo Herrero	58.119	11	Vincent Beltoise	34.990	10	64	Mike Parisy	2:13.425	2:13.794	10
11	4	Mathieu Blaise	40.889	4	Mathieu Blaise	58.286	6	Stéphane Auriacomb	35.190	11	4	Mathieu Blaise	2:14.373	2:14.663	11
12	6	Stéphane Auriacomb	40.964	14	Marc Sevestre	58.676	4	Mathieu Blaise	35.198	12	6	Stéphane Auriacomb	2:14.936	2:15.080	12
13	14	Marc Sevestre	41.272	6	Stéphane Auriacomb	58.782	14	Marc Sevestre	35.349	13	14	Marc Sevestre	2:15.297	2:15.484	13
14	9	Philippe Bourgois	41.462	110	Matt Prior	59.512	110	Matt Prior	35.629	14	9	Philippe Bourgois	2:16.682	2:16.972	15
15	11	Matt Prior	41.567	9	Philippe Bourgois	59.524	9	Philippe Bourgois	35.696	15	110	Matt Prior	2:16.708	2:16.741	14
16	5	Stéphane Proux	43.199	5	Stéphane Proux	1:00.374	5	Stéphane Proux	35.933	16	5	Stéphane Proux	2:19.506	2:20.038	16



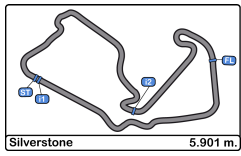


Silverstone
Alpine ELF Europa Cup
Race - 2
Leader Sequence



<u>N°</u>	<u>Driver</u>	<u>Nat</u>	<u>Team</u>	<u>Level</u>	<u>Category</u>	<u>Start Lap</u>	<u>End Lap</u>	<u>Laps</u>	<u>Total Laps</u>
15	Gael Castelli	FRA	CMR	Inter C		1	11	11	11



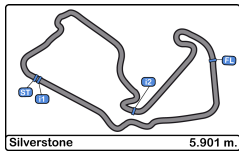


Silverstone
Alpine ELF Europa Cup
Race - 2
Best 5 Lap Times



Cls	N°	Driver	Nat	Team	Level	Category	Best 1		Best 2		Best 3		Best 4		Best 5	
							Time	Lap	Time	Lap	Time	Lap	Time	Lap	Time	Lap
1	15	Gael Castelli	FRA	CMR	Inter C		2:12.408	3	2:12.476	9	2:12.558	10	2:12.598	5	2:12.650	4
2	17	Jean-Baptiste Mela	FRA	AUTOSPORT GP	Inter C	Junior	2:13.080	5	2:13.133	10	2:13.463	3	2:13.475	11	2:13.709	9
3	2	Yann Zimmer	SUI	CMR	Inter C		2:13.155	5	2:13.300	10	2:13.496	11	2:13.506	9	2:13.545	3
4	21	Marc Guillot	FRA	MILAN COMPETITION	Inter C		2:13.156	10	2:13.287	3	2:13.466	9	2:13.513	5	2:13.555	11
5	8	Nicolas Milan	FRA	MILAN COMPETITION	Inter C		2:13.166	11	2:13.673	9	2:13.701	10	2:13.783	5	2:13.919	4
6	74	Julien Neveu	FRA	AUTOSPORT GP	Inter C		2:13.185	5	2:13.217	3	2:13.370	4	2:13.417	10	2:13.576	9
7	69	Laurent Hurgon	FRA	AUTOSPORT GP-PATRICK BOFFA	Inter C		2:13.361	5	2:13.442	3	2:13.446	9	2:13.478	10	2:13.493	11
8	11	Vincent Beltoise	FRA	RACING TECHNOLOGY	Inter C		2:13.479	10	2:13.551	11	2:13.669	4	2:13.669	9	2:14.025	3
9	29	Mateo Herrero	FRA	MILAN COMPETITION	Inter C	Junior	2:13.568	3	2:13.580	4	2:13.774	2	2:14.009	5	2:19.804	1
10	64	Mike Parisy	FRA	CMR	Inter C		2:13.794	3	2:13.900	2	2:14.058	11	2:14.976	10	2:15.024	9
11	4	Mathieu Blaise	FRA	RACING TECHNOLOGY	Inter D	Gentleman	2:14.663	2	2:15.101	10	2:15.153	6	2:15.316	5	2:15.326	4
12	6	Stéphane	FRA	MILAN COMPETITION	Inter D	Gentleman	2:15.080	10	2:15.408	11	2:15.539	3	2:15.636	5	2:16.060	9
13	14	Marc Sevestre	FRA	AUTOSPORT GP	Inter C	Gentleman	2:15.484	3	2:16.092	11	2:16.126	2	2:16.281	4	2:16.547	10
14	110	Matt Prior	GBR	RACING TECHNOLOGY		Gentleman	2:16.741	10	2:17.245	4	2:17.673	11	2:18.021	3	2:18.261	9
15	9	Philippe Bourgois	BEL	MILAN COMPETITION	Inter B	Gentleman	2:16.972	5	2:17.042	6	2:17.344	4	2:17.746	2	2:17.972	3
16	5	Stéphane Proux	FRA	RACING TECHNOLOGY	Inter D	Gentleman	2:20.038	2	2:20.040	10	2:20.243	11	2:20.887	4	2:20.906	3



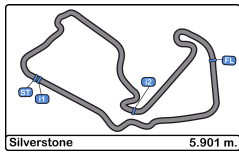


Silverstone
Alpine ELF Europa Cup
Race - 2
Fastest Laps Sequence



Lap	Time of Day	Session Time	N°	Driver	Nat	Team	Level	Category	Time	Km/h
2	16:43:41.994	4:30.994	15	Gael Castelli	FRA	CMR	Inter C		2:12.916	159.8
3	16:45:54.402	6:43.402	15	Gael Castelli	FRA	CMR	Inter C		2:12.408	160.4





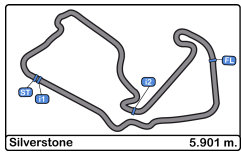
Silverstone
Alpine ELF Europa Cup
Race - 2
Lap Chart



LAP

Nr	Pos	Grid	1	2	3	4	5	6	7	8	9	10	11
74	1	74	15	15	15	15	15	15	15	15	15	15	15
69	2	69	69	74	74	74	74	74	74	74	74	74	74
15	3	15	74	69	69	69	69	69	69	69	69	69	69
17	4	17	17	29	29	2	2	2	2	2	2	2	2
29	5	29	29	2	2	2	29	17	17	17	17	17	17
2	6	2	2	17	17	17	17	21	21	21	21	21	21
21	7	21	21	21	21	21	21	11	11	11	11	11	11
64	8	64	64	64	64	11	11	8	8	8	8	8	8
8	9	8	11	11	11	8	8	4	4	4	6	6	6
4	10	4	8	8	8	4	4	6	6	6	4	4	4
11	11	11	4	4	4	6	6	9	9	9	14	64	64
6	12	6	6	6	6	14	9	14	14	14	64	14	14
14	13	14	14	14	14	64	110	110	110	110	110	110	110
110	14	110	110	9	9	9	14	5	5	5	5	5	5
9	15	9	9	110	110	110	5	64	64	64			
5	16	5	5	5	5	5	64						

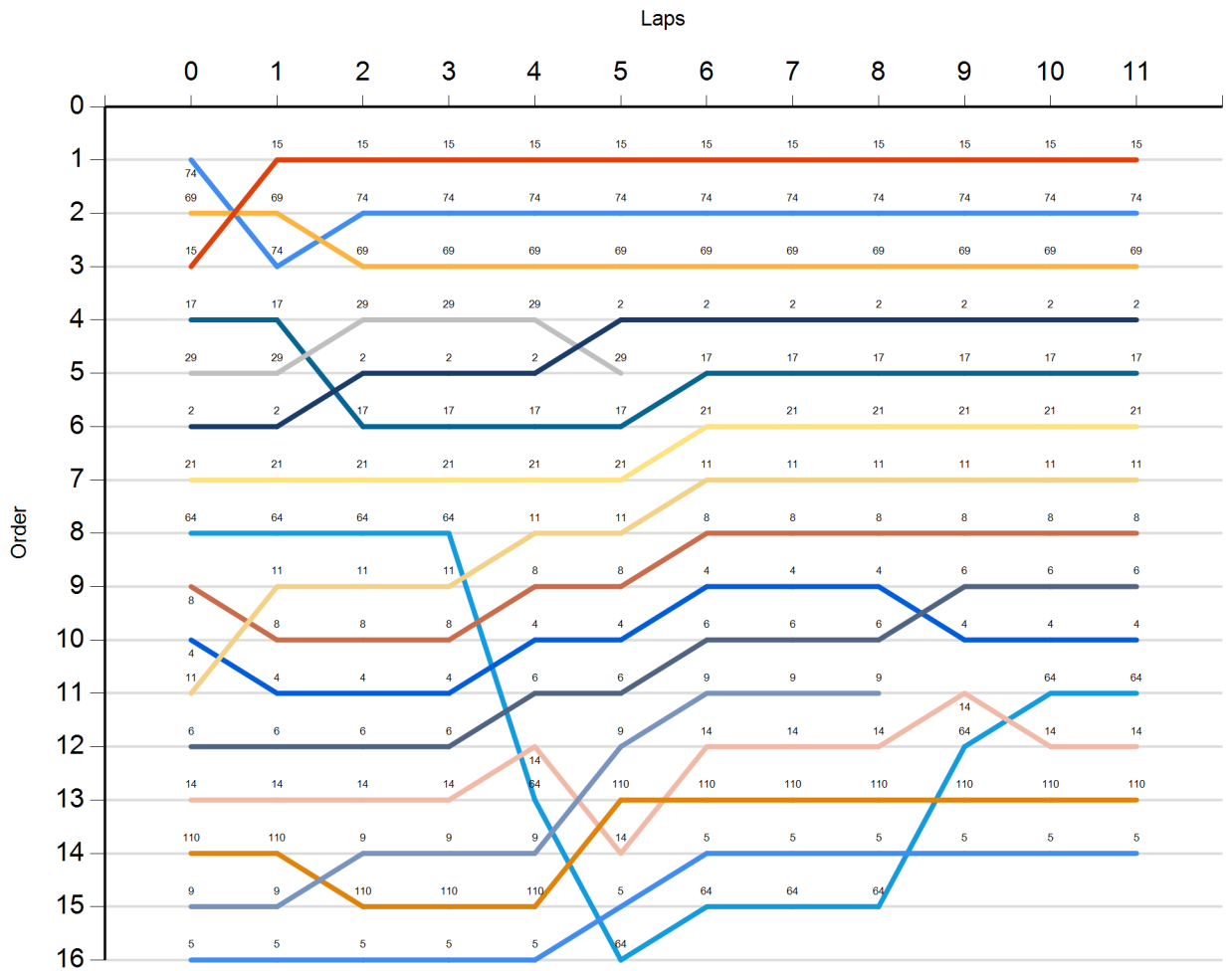


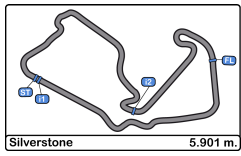


Silverstone
Alpine ELF Europa Cup
Race - 2
Graphic Lap Chart



- 74
- 69
- 15
- 17
- 29
- 2
- 21
- 64
- 8
- 4
- 11
- 6
- 14
- 110
- 9
- 5



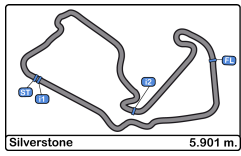


Silverstone
Alpine ELF Europa Cup
Race - 2
Pit Stop Analysis

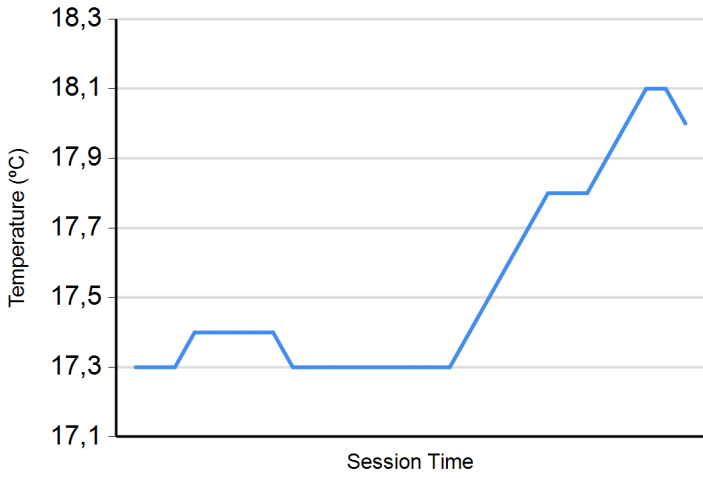


<u>N°</u>	<u>In Day Time</u>	<u>Driver</u>	<u>Nat</u>	<u>Team</u>	<u>Nat</u>	<u>Vehicle</u>	<u>In Time</u>	<u>Stop N°</u>	<u>Pit Time</u>	<u>Handicap</u>	<u>Penalty</u>
64	16:48:24.884	Mike Parisy	FRA	CMR		Alpine	9:13.722	1	1:22.337		

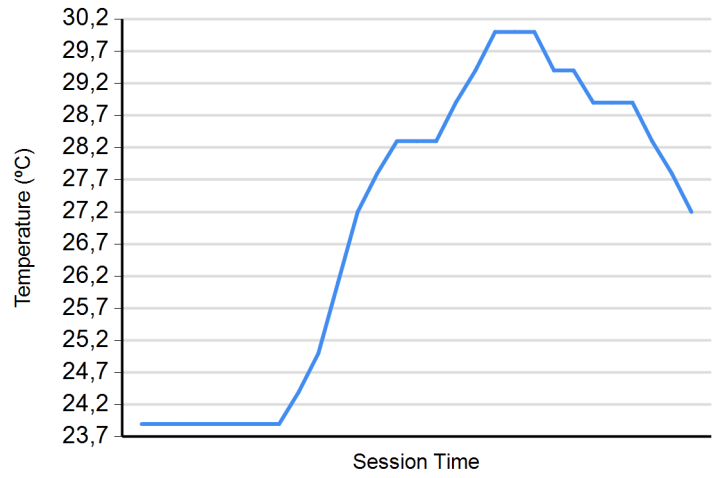




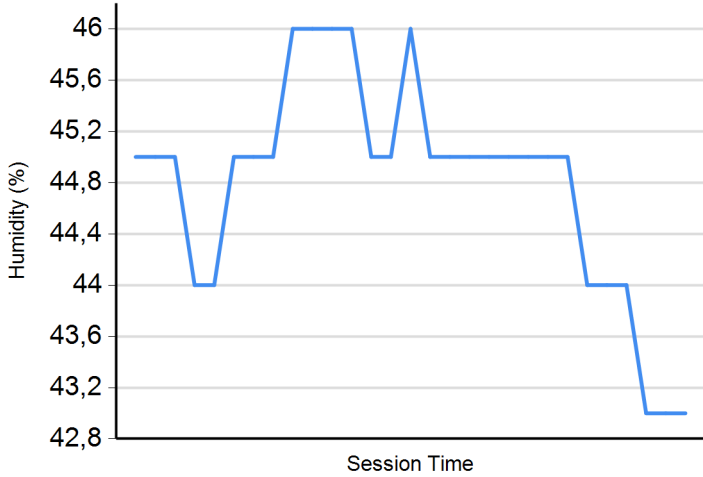
Air Temperature



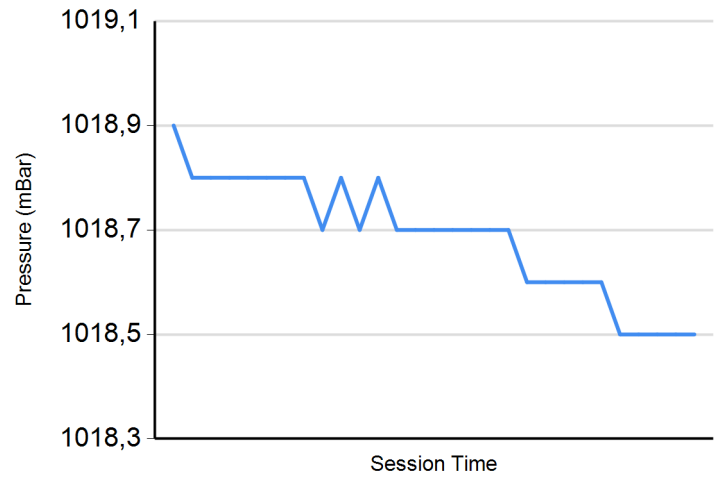
Track Temperature



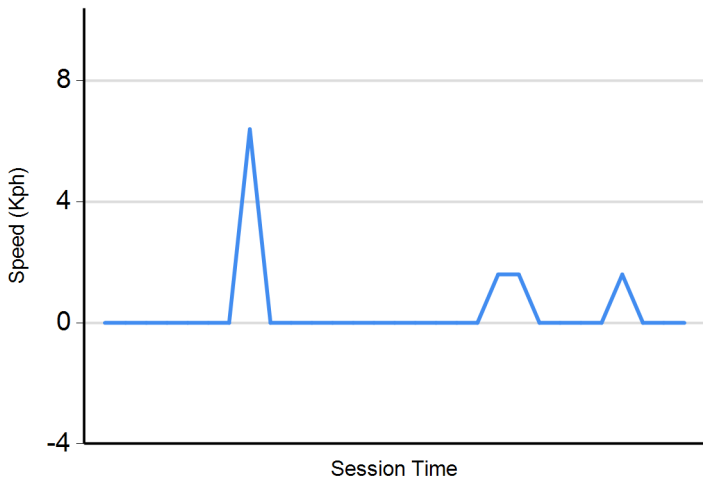
Humidity



Pressure



Wind Speed



Wind direction

North = 0°/360° Est = 90° South = 180° West = 270°

